

Administrative updates

July 12, 2022



June 14

48

people hospitalized in the past week



362

people seeking emergency care in the past week with symptoms of COVID



43.3%

of eligible people are up-to-date on their COVID vaccines



24

fewer hospitalizations than last week



12

more people seeking emergency care than last week



6,068 (1.3%)

more people are up-to-date this week



This week

66

people hospitalized in the past week



404

people seeking emergency care in the past week with symptoms of COVID



43.2%

of eligible people are up-to-date on their COVID vaccines



58

fewer hospitalizations than last week



11

fewer people seeking emergency care than last week



4,021 (0.8%)

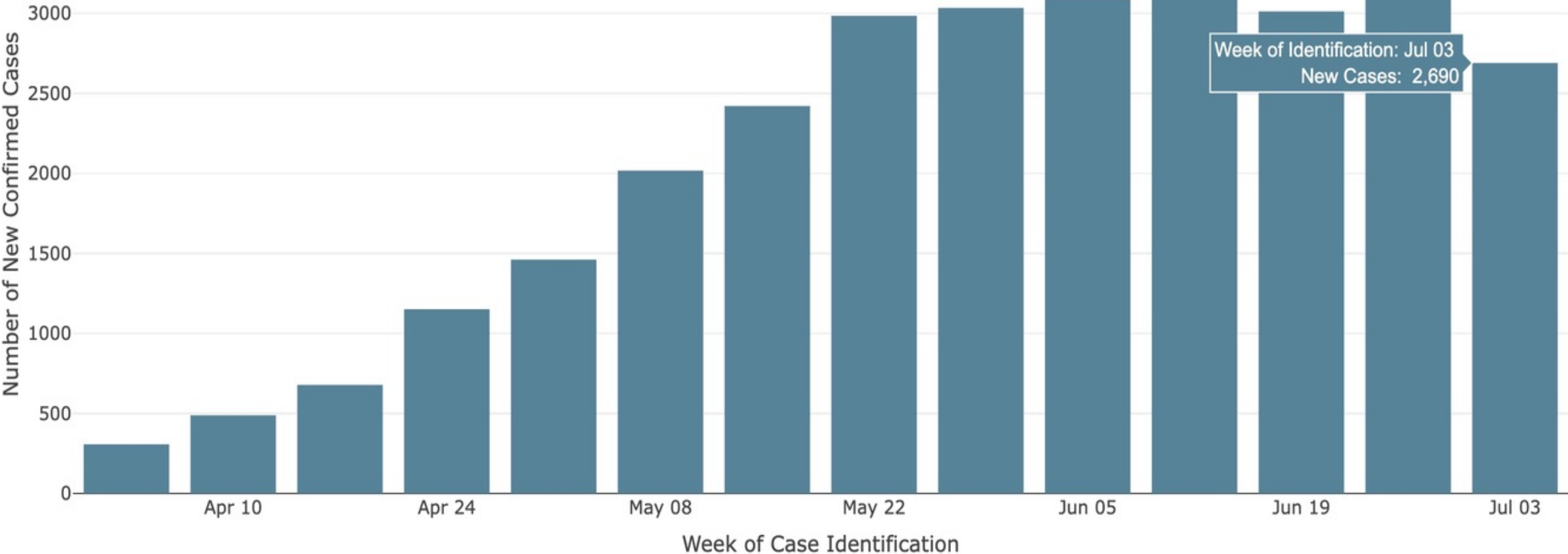
more people are up-to-date this week



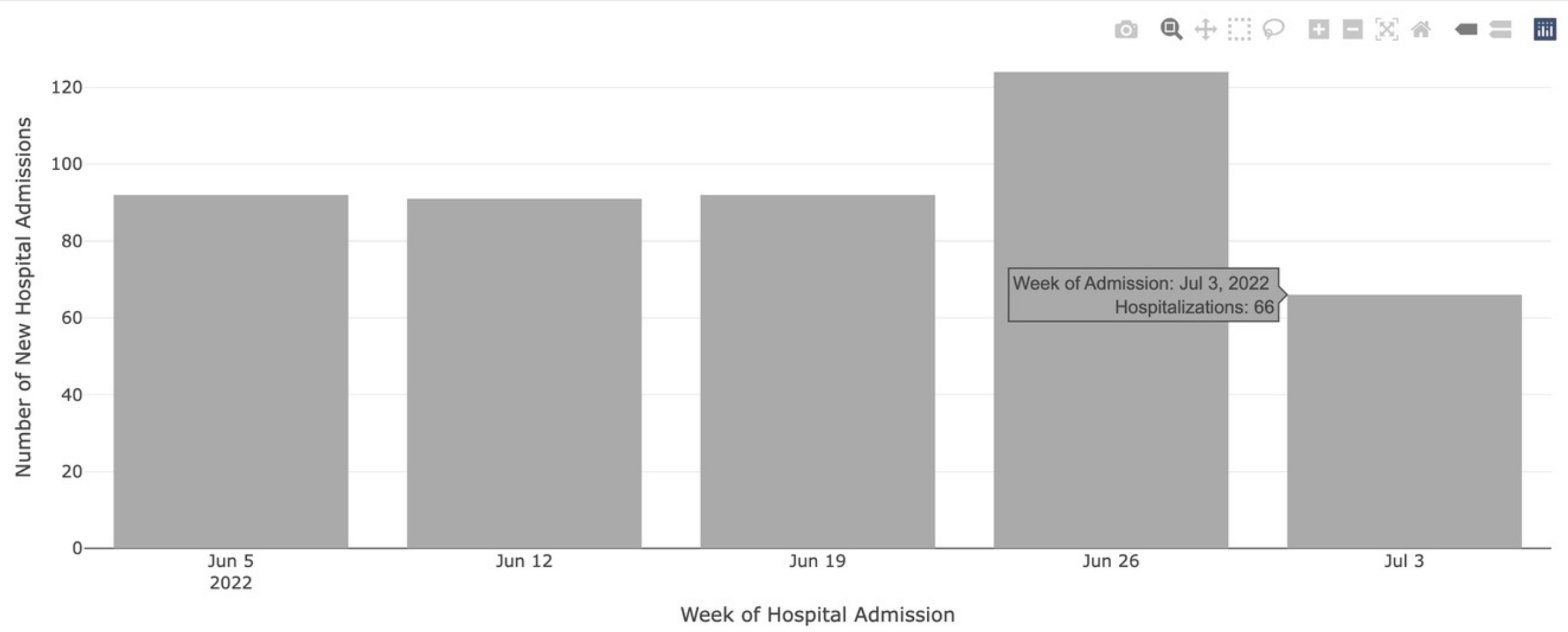
Case Counts by Week: All

Year to Date

Past 3 Months



Hospitalizations in the past month

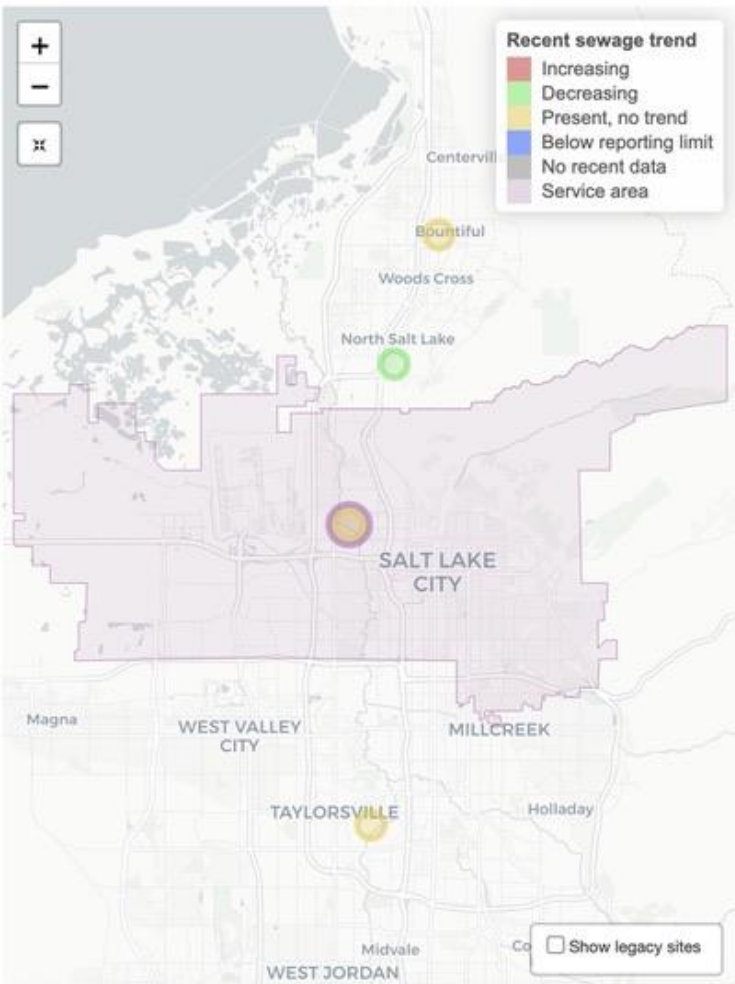


Salt Lake City WRF

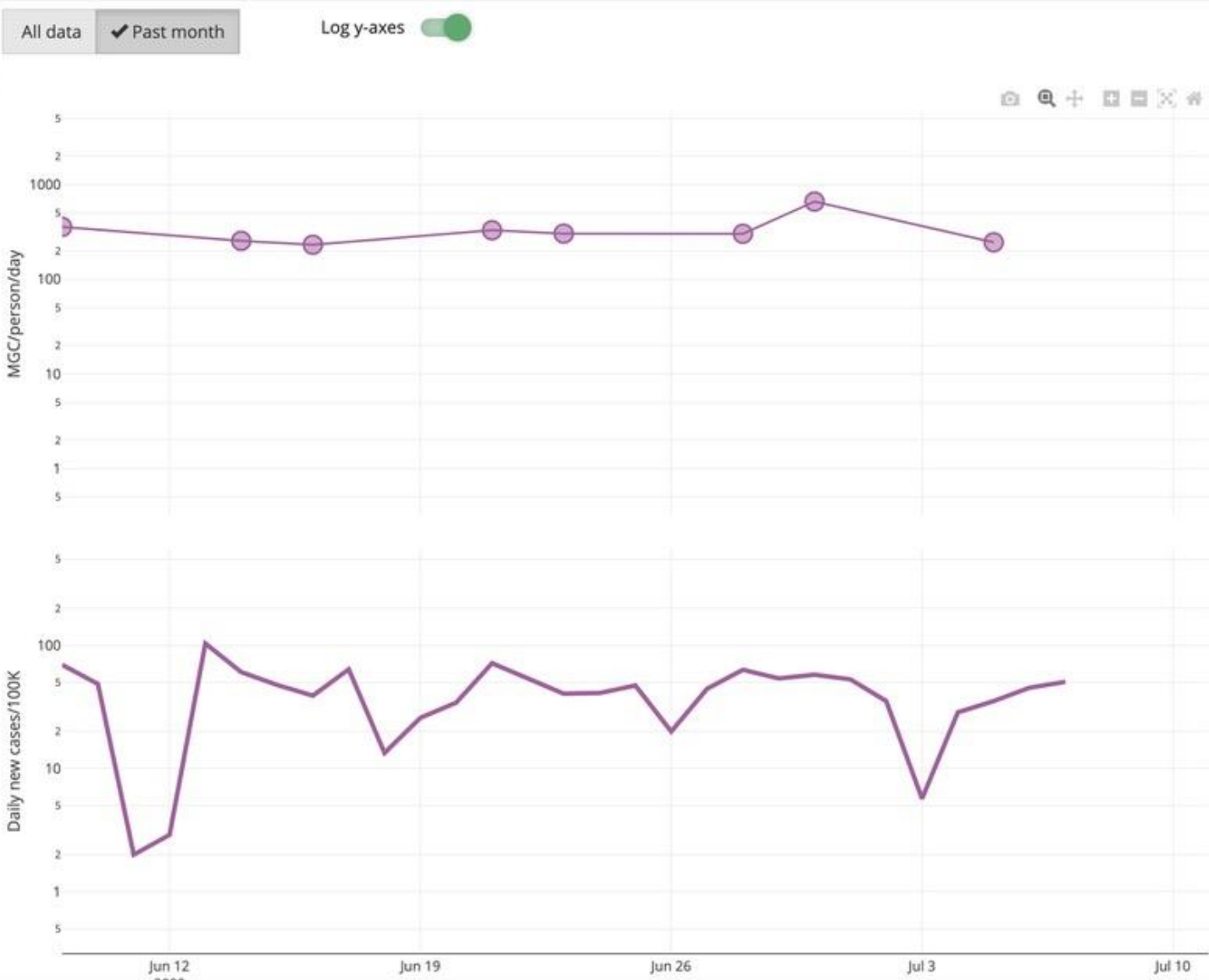
Estimated population served: 209,645



Click a location to display data



Monitoring results and case counts *Sewage non-detections plotted at 1. MGC = million gene copies. Sewersheds with 1-5 cases plotted at rate of 2.*



COVID-19 update

Current status summary

SL County levels are considered "elevated" and the most recent wastewater sample shows a substantial increase.

Omicron subvariants BA.4 and BA.5 are thought to be more transmissible than previous subvariants, and according to recent CDC data BA.5 accounts for more than half of current COVID cases in the US.

According to experts, the BA.4 and BA.5 subvariants seem to have the ability to evade some antibodies produced after vaccinations and infections, including those caused by other Omicron subvariants.

According to the NYT, cases in Utah are only up 1% in the past 14 days, with Utah as the 27th fastest-growing state for new cases.

Weekly Lawn Watering Guide
For the week of: July 08, 2022 to July 14, 2022



Utah is still in drought! Check with your local water provider for recommendations and restrictions

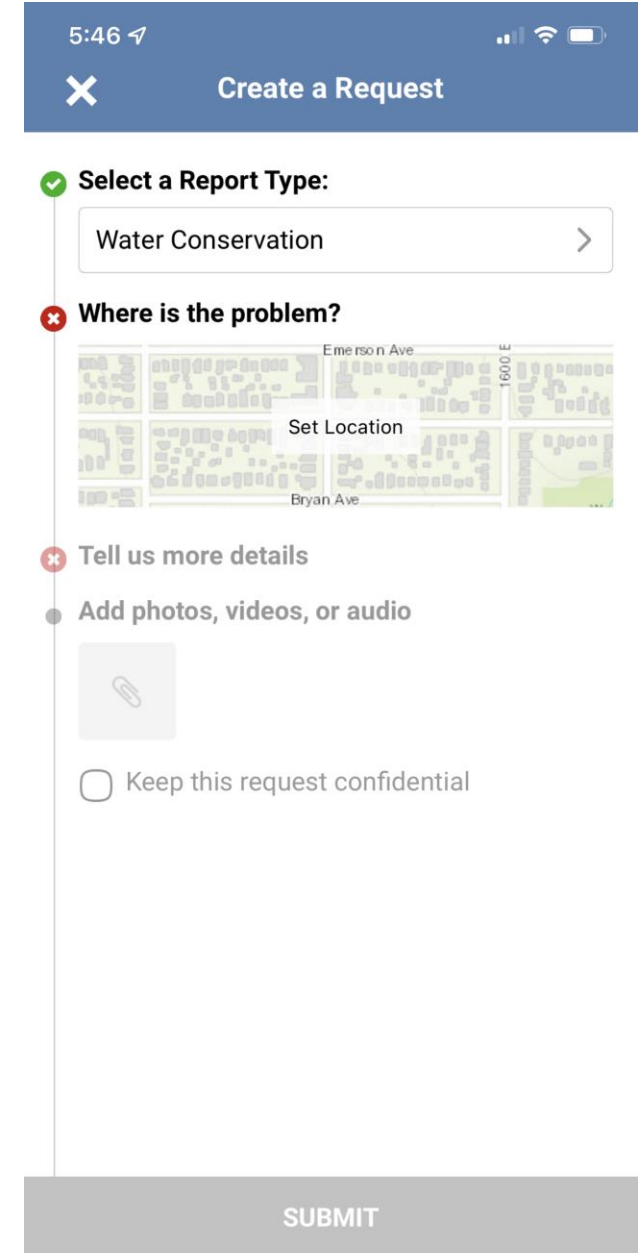
Weekly watering guide

<https://conservewater.utah.gov/weekly-lawn-watering-guide/>

Head Type	Precipitation Rate	Run Time for 0.5"	Cycle Recommendation
Spray Head	1.3" - 2.0"	23 - 15 min	3 cycles (8 or 5 min)
Rotor Head	0.4" - 1.0"	75 - 30 min	3 cycles (25 or 10 min)
MSMT Head	0.4" - 0.6"	75 - 50 min	3 cycles (25 or 17 min)

Each watering should apply ½" of water. To determine how long your stations should run to apply a ½", we recommend getting a Water Check or doing a DIY water check.

Report sprinkler issues via SLCMobile

The image shows the "Create a Request" form in the SLC Mobile app. At the top, the status bar shows the time as 5:46. Below the status bar is a blue header with a close icon (X) on the left and the text "Create a Request" in the center. The form consists of several sections: 1. "Select a Report Type:" with a green checkmark icon and a dropdown menu showing "Water Conservation" and a right arrow. 2. "Where is the problem?" with a red X icon and a map showing a street grid with labels for "Emerson Ave", "1600 E", and "Bryan Ave". A "Set Location" button is overlaid on the map. 3. "Tell us more details" with a red X icon and a section for "Add photos, videos, or audio" featuring a paperclip icon. Below this is a checkbox labeled "Keep this request confidential". At the bottom of the form is a large grey button labeled "SUBMIT".

Community Engagement Highlights

www.slc.gov/feedback/

Regularly updated with highlighted ways to engage with the City.

- **300 North Reconstruction**


- Two initial concepts are available
- Navigate to survey through feedback page

- **1100 East / Highland Drive Reconstruction**

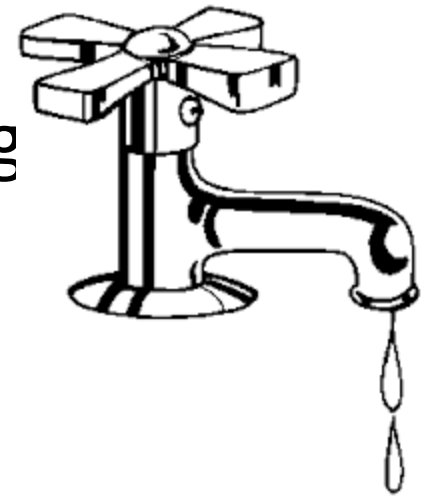
- Business workshop this Wednesday 7/13

- **2100 South Reconstruction**

- Survey opening soon through end of the month



- **Adopt a Storm Drain Program**
 - Sign up online - slc.gov/utilities/adoptastormdrain
- **South Temple Storm Drain Rehabilitation**
 - Construction begins today through September 20th
- **Water Reclamation Facility**
 - Construction brochure updating progress coming soon.



- **Community Renewable Energy Program**
 - Plan for Low-Income Assistance
- **EV-Ready Ordinance (In collaboration with Planning)**
 - Planning commission July 13th



Homelessness Update:

HRC and Overflow Occupancy

July 4 – 8, 2022

	STH - 1000 West Men's HRC	STH - King Women's HRC	STH - Miller Mixed HRC	Total
Shelter Capacity	300	200	200	700
Avg number of beds occupied/night	287	195	200	682
Avg number of beds unoccupied/night	13	5	0	18
Avg % of beds occupied/night	95.7%	97.5%	100%	97.4%
Avg % of beds unoccupied/night	4.3%	2.5%	0%	2.6%

Homelessness Update

Contact/ Intake:
801-990-9999

Resource Fair: July 8 @

Tracy Aviary Jordan Nature Center

In partnership with South Salt Lake

-Utah Naloxone

-Powerful Moms Who Care

-CCS/Weigand Center

-SLC Justice Courts

- 3rd District cases
- SLCJC Cases
- West Valley Cases
- SL County Cases

100 lunches- Lyons Club donations

Kayak Court:

July 15th @ Jordan River

Homelessness Update

Unsheltered Heat Wave Response

- Weigand Center/ St. Vincent de Paul Dining Hall
- City and County Libraries
- County Recreation & Senior Centers
- VOA Street Outreach
- HRC hydration stations