



Mayor's Recommended Capital Improvement Program Budget

FISCAL YEAR 2025-26

CIP SUMMARY DOCUMENTS

	Page:
FY 2025-26 PROJECTS OVERVIEW	1
FY 2025-26 CAPITAL PROJECTS SUMMARY	5

DEBT SERVICE CIP

DEBT SERVICE CIP	19
ONGOING COMMITMENTS FROM GENERAL FUND AND OTHER SOURCES	23

GENERAL FUND CAPITAL PROJECTS

Vision Zero Corridors & Safety Improvements Citywide 2026	27
Safe, Open and Clean Park Restrooms	28
Parks' Legal Compliance with 2010 ADA Standards for Accessible Design	29
Street Reconstruction 2026	30
700 North (2200 West to Redwood Road)	31
Public Way Concrete	32
Liberty Lake Dredging and Aeration System Replacement	33
20 Acres of Irrigation System Replacements & Supportive Waterwise Landscaping	34
Bridge Preservation Program	35
Sugar House Park - 50/50 Cost Share for One Pavilion Replacement & Critical Infrastructure Upgrades	36
Facilities Replacement and Renewal	37
Traffic Signal Replacements & Upgrades 2026	38
Transit Capital Program 2026 / Funding Our Future Transit	39
Missing Sidewalks & Bikeway Network Gaps 2026	40
Street Overlays 2026	41
Jordan Park Skatepark Expansion	42
GREENbike Federal Grant Match 2026; Bike Rack Replacements 2026	43
Livable Streets Program 2026	44
1200 E Curb/Gutter/Sidewalk and Repave Street	45
Pedestrian Safety / HAWK at Richmond St. and Zenith Ave.	46
Three Sport Court Replacements	47
Playground Replacements	48
Central City 600 East Byway Safety Improvements	49
Riverside Basketball Court Renovation	50
PSB EV Charging Expansion	51
Event Infrastructure and Pavilion Replacements for Vibrant, Safe City Parks	52
Playground Shade	53
Rose Park Lane Beautification, Trail, and Safety Improvements	54
Concord St to Alzheimer's Jordan River Cleanup	55
Civic Campus and Green Loop Implementation	56
Cost Overrun	57
Percent for Art	58

ENTERPRISE FUND CAPITAL PROJECTS

AIRPORT CAPITAL PROJECTS

Dock 3 Door Replacement	62
Gateway Skybridge Door Replacement	63
34R Glycol Pump Station Modifications	64
Taxiways A&B Modifications (Design)	65
Truck Water Fill Station	66
SVRA Control Tower NEPA & Siting Study	67
SVRA Dual Taxiways	68
Economy Lot Pavement Reconstruction (Design)	69
Economy Lot Pavement Rehabilitation	70
Economy Parking Lot EVCS	71
Electric Vehicle Charging Infrastructure - Phase V (FY26)	72
PAB Electrical Equipment Upgrade	73
Rental Car Overflow Storage Lot Improvements	74
Rental Car QTA Equipment Replacement	75
Rental Car Reallocation	76
SkyChef Building Demolition	77
2300 West Realignment	78
NWS Sewer Main Replacement	79
Terminal Drive Resurfacing	80

GOLF CAPITAL PROJECTS

Cart Path Improvements	82
Irrigation Improvements - Rose Park	83
Irrigation Improvements - Nibley Park	84
Maintenance Buildings	85
Maintenance Equipment	86
New Construction Projects	87
On Course Restroom	88
Parking Lot Surfacing	89
Pump Replacement	90
Range Fencing	91
Roof Repair	92
Tee Box Leveling	93
Windows & Doors	94
Retaining Wall on #1 and Stairs on #10	95

PUBLIC UTILITIES CAPITAL PROJECTS

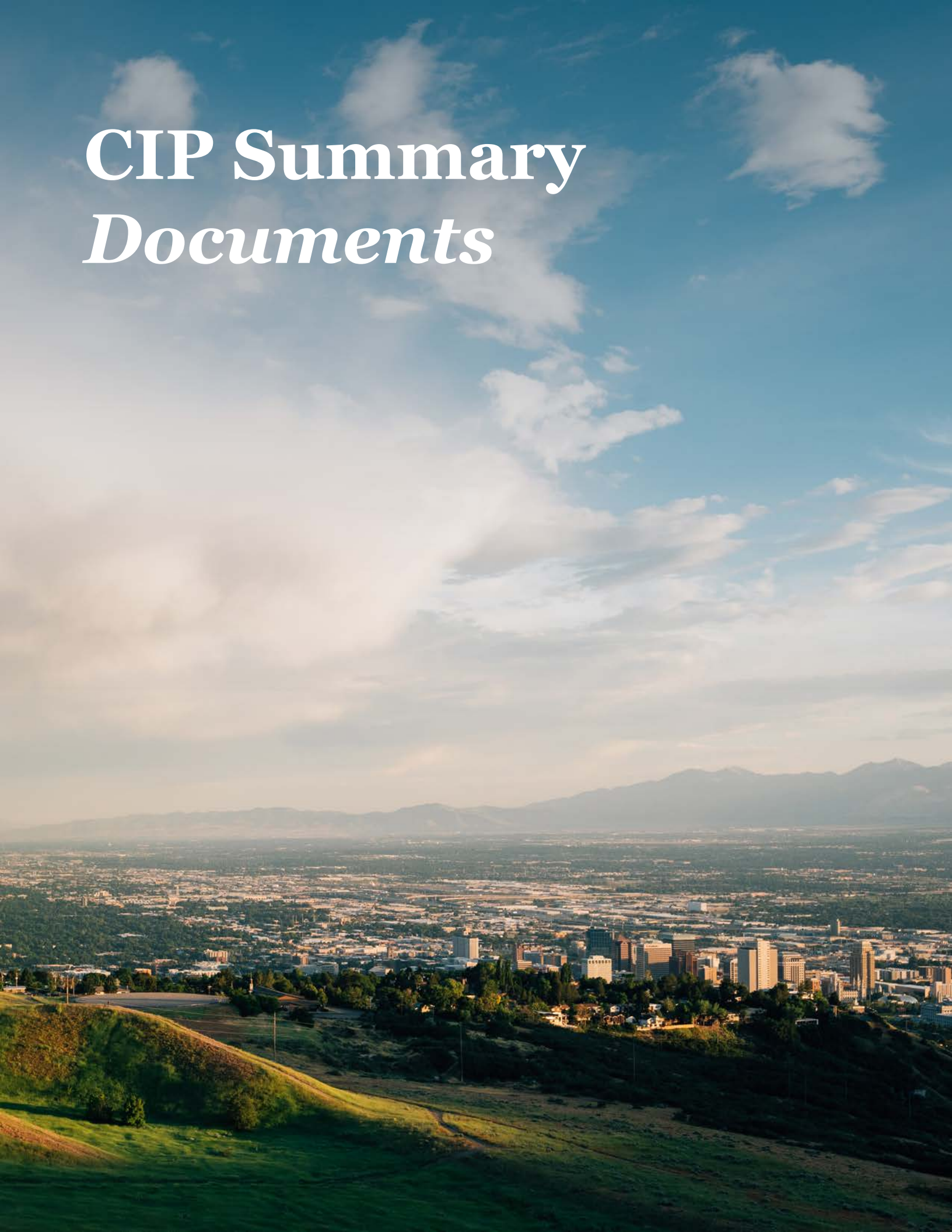
Water Main Replacements	98
Treatment Plant Improvements	99
Deep Pump Wells	100
Meter Change-Out Program	101

Table of Contents

Water Service Connections	102
Storage Reservoirs	103
Culverts, Flumes & Bridges	104
Distribution Reservoirs (Tanks)	105
Maintenance & Repair Shops (Water Utility)	106
Treatment Plants	107
Collection Lines	108
Maintenance & Repair Shops (Sewer Utility)	109
Storm Drain Lines	110
Riparian Corridor Improvements	111
Landscaping	112
Storm Water Lift Stations	113
Detention Basins	114
Maintenance & Repair Shops (Stormwater Utility)	115
Street Lighting Projects	116
COMMUNITY REINVESTMENT AGENCY CAPITAL PROJECTS	
City Creek Daylighting	118
Japantown Art	119
900 S Freeway Underpass Infrastructure	120

This page intentionally left blank

CIP Summary *Documents*



This page intentionally left blank

CAPITAL IMPROVEMENT PROGRAM

Introduction and Overview

Salt Lake City's Capital Improvement Program (CIP) is a multi-year planning program of capital expenditures needed to replace or expand the City's public infrastructure. The principal element that guides the City in determining the annual infrastructure improvements and budget schedule is the current fiscal year capital budget.

The City CIP Budget Process includes a review by the Community Development & Capital Improvement Program (CDCIP) Board, consisting of community residents from each district. The CDCIP Board scores projects on a variety of criteria and provides funding recommendations to the Mayor.

The Mayor considers the CDCIP recommendations as the Administration prepares its funding recommendations for the City Council as part of the Annual Recommended Budget. The City Council reviews the recommendations of the Mayor and the CDCIP Board and carefully analyzes each of the proposed projects before allocating funding and adopting the final CIP budget. The details of the recommended FY2025-26 CIP Budget are included in this book.

In considering major capital projects, the City looks at the potential operating impact of each project. New capital improvements often entail ongoing expenses for routine operations. Upon completion or acquisition, the repair and maintenance of new facilities often require additional positions to maintain the new infrastructure. Conversely, a positive contribution, such as a reduction in ongoing repairs and maintenance of a capital project, is factored into the decision-making process.

Each project includes a section for estimated future maintenance and/or operations expenses, where the departments have included projections of any increases to future operating costs.

The City also reviews all CIP projects to determine the progress. All projects older than three years that do not show significant progress are then considered for recapture, allowing those funds to be used on more shovel-ready projects. The Administration continuously evaluates the City's funding of its Capital Improvement Program. Because the proceeds from debt financing are considered a source for funding the City's capital improvement projects, the City analyzes the effect that issuance of additional debt would have on its debt capacity and current debt ratio.

Salt Lake City Resolution No. 29 of 2017 / Salt Lake City Council Capital and Debt Management Policies

Resolution No. 29 of 2017 provides the framework for project funding recommendations. Its guidance helps clarify the expectations of the City's Capital Improvement Program and the steps the Administration should take in determining how to best address the City's deferred and long-term maintenance needs.

Some of the policies guiding the CDCIP Board and the Administration include:

- A definition of a capital improvement as having a useful life of five or more years and cannot have a recurring capital outlay such as a motor vehicle or a fire engine. It also clarifies that a capital outlay does not include maintenance expenses such as fixing a leaking roof or painting park benches.
- A capital improvement must be a City asset and have a cost of \$50,000 or more, with few exceptions.
- Salt Lake City aims to maintain its physical assets at a level adequate to protect its capital investments and minimize maintenance and replacement costs.
- Priorities are given to projects that preserve and protect the health and safety of the community; are mandated by the state and/or federal government; and provide for the renovation of existing facilities resulting in the preservation of the community's prior investment.
- The recapture of Capital Improvement Program funds during the first budget amendment of each year if an existing balance remains on a completed project.
- Debt Service (excluding G.O. Bonding).

FY 2025-26 Capital Improvement Allocations

Salt Lake City's FY2025-26 adopted CIP budget appropriates \$267,450,797 for CIP, utilizing General Funds, Class "C" Funds, Impact Fee Funds, Quarter Cent and 5th 5th Sales Tax Funds, Community Reinvestment Agency Funds, Enterprise Funds, and other public and private funds.

The City's General Fund accounts for all debt service on outstanding Sales and Excise Tax Revenue bonds through a payment from the City CIP contribution, except for the Eccles Theater project. The Library Fund covers the Local Building Authority Lease Revenue bonds for Glendale and Marmalade Libraries while debt associated with the construction of two fire stations is funded through CIP. Motor Fuel Excise Tax Revenue bonds are funded through the City's Class C Road fund. Funds to pay debt service, equaling \$13,077,844, are included in the adopted annual budget.

Outstanding Sales and Excise Tax Revenue bonds financed a variety of the City's capital improvement projects. Motor Fuel Excise Tax Revenue bonds funded the reconstruction of Class C roads throughout the City.

A total of \$12,255,724 was recommended for Transportation projects. Of this amount, the budget appropriates \$5,278,724 of Class C funds, \$880,000 of Street Impact Fee funds, \$900,000 of Funding our Future funds, and \$5,197,000 in ¼ Cent and 5th 5th Sales Tax funding. Programs funded include Vision Zero Corridors & Safety Improvements, Traffic Signal Replacement, Transit Capital, Missing Sidewalks & Bikeway Network Gaps, and Livable Streets. Projects funded include GREENBike Federal Grant Match and Bike Rack Replacements, Pedestrian Safety and Byway Safety Improvements.

The recommended budget for Parks, Trails, and Open Space capital improvement projects includes a total appropriation of \$16,753,561 from the General Fund, Parks Impact Fee funds, and Funding our Future funds. Projects funded include Park Restrooms, Accessible Design Upgrades, Liberty Lake Dredging and Aeration System Replacement, Irrigation System Replacements & Waterwise Landscaping, Pavilion Replacement and Critical Infrastructure Upgrades, Jordan Park Skatepark Expansion, Sport Court and Playground Replacements and Renovations, Event Infrastructure and Pavilion Replacements, Playground Shade, Rose Park Lane Beautification, Trail, and Safety Improvements, Concord Street to Alzheimer's Park Jordan River Cleanup, and Civic Campus and Green Loop Implementation.

Public Services capital improvement recommended budget includes a total appropriation of \$14,683,951. Of this amount, the budget appropriates \$3,059,675 from the General Fund, \$5,221,276 of Class C funding, \$1,000,000 of Funding our Future funds, and \$5,403,000 in ¼ Cent and 5th 5th Sales Tax funding. Programs funded include Street Reconstruction, 700 North (2200 West to Redwood Road), Public Way Concrete, Bridge Preservation, Facilities Replacement and Renewal, Street Overlays, 1200 East Curb, Gutter, and Repaving, and Public Safety Building Electric Vehicle Charging Expansion.

Capital Projects

The CIP pages include details for each recommended project for the FY2025-26 Budget. These pages provide a breakout of the funding recommendations and future costs associated with each project. The total for capital projects in the FY2025-26 budget is \$43,693,236.

Enterprise Fund Projects

The City's enterprise functions; Airport, Water, Sewer, Storm Water, Street Lighting, Community Reinvestment, Refuse Collection and Golf – are by nature, very capital intensive. The budgets for these activities reflect the need to maintain the integrity and capacity of the current capital infrastructure and its functionality.

Airport Fund – The Department of Airports is an enterprise fund of Salt Lake City Corporation and does not receive any general fund revenues to support the operation of the City's system of airports. The Department of Airports (the Airport) has 674 employee budgeted positions and is responsible for managing, developing, and promoting airports that provide quality transportation facilities and services, and a convenient travel experience.

The Fiscal Year 2026 budget continues to see modest growth in enplanements, revenues, as well as expenditures. The Salt Lake City International Airport (SLCIA) continues to benefit from the Bipartisan Infrastructure Law (BIL) grants awarded for FY2025. The BIL grants, along with the Airport Improvement Program (AIP) grants, and the Airport Terminal Program (ATP) grants, will continue to provide much needed and critical funding for airport capital infrastructure projects that are moving from design into actual construction. The Airport will be bringing on ten gates located on Concourse B in October 2025. These openings bring additional staffing and maintenance staff requirements while seeing the complete elimination of the remaining hardstand operations.

The developed FY26 budget continues to provide positive financial benefits with increased passengers and revenues that help offset increased operating expenses. The Airport will continue to fund important capital projects. These projects include Phase III and Phase IV of construction of gates on Concourse B. In addition, critical projects found in the airfield, landside, and auxiliary airports will continue to be funded to ensure that all Airport's owned facilities keep up with critical infrastructure to support the growth we are currently experiencing as well as the growth we are projecting into future years.

Public Utilities Funds – Salt Lake City Department of Public Utilities (SLCDPU) has four distinct utilities, water, sewer, storm water, and street lighting. Each operates as an independent enterprise fund, meaning they are not supported by tax dollars. Instead, funding comes from user fees, fund reserves, revenue bonds, and occasionally grants or subsidized loans from state or federal sources.

To support major infrastructure investments, SLCDPU is utilizing a Water Infrastructure Financing Innovation Act (WIFIA) loan to finance a portion of the water reclamation facility construction. Additionally, a Building Resilient Infrastructure and Communities (BRIC) grant is supporting the City Creek Water Treatment Plant reconstruction, and an American Rescue Plan Act grant is financing the floodplain remapping project in the Granary District Floodplain.

Utility rates, set based on cost-of-service analysis, ensure that customers pay for the services they receive. Given the infrastructure-heavy nature of these utilities, SLCDPU relies on a long-term project and financing strategy to effectively manage its assets.

The capital budget is organized by fund, with detailed cost centers under each. For Fiscal Year 2026, SLCDPU is managing over 82 capital projects across its four utility funds, in addition to ongoing projects. Many capital projects span multiple fiscal years – often designed in one year and built in the next. The budget prioritizes high-need projects identified through the Department's Capital Asset Program (CAP).

The largest project underway is the replacement of the water reclamation facility, with estimated completion in Fiscal Year 2027. Other system components are also aging and will require increased investment in the coming years. For instance, SLCDPU's three water treatment plants, built in the 1950s and early 1960s, are due for major updates. City Creek's reconstruction is scheduled for completion in 2027, while planning is underway for two remaining plants.

SLCDPU's capital planning is shaped by a complex mix of federal, state, and local regulations, as well as water rights and exchange agreement obligations – all of which influence project priorities and timeline.

CRA Funds – The Salt Lake City Community Reinvestment Agency (CRA) strengthens neighborhoods and commercial districts to improve livability, create economic opportunity and foster authentic, equitable communities. The CRA utilizes a powerful set of financial and planning tools to support strategic development projects that enhance the City's housing opportunities, commercial vitality, public spaces, and environmental sustainability. The CRA's primary source of funds for the projects include property tax increment and program income revenue, depending on the specific budget account.

The CRA often participates with Salt Lake City in the redevelopment or construction of city owned infrastructure projects. As part of the CRA Budget Policy, Capital Projects are defined as any project that anticipates multi-year funding. The allocation of funds for these projects is part of the budget approval process and is typically contingent on the CRA Board authorizing appropriation once the specific projects costs and details are known. Depending on the project, the timeline for this process may not follow the City's CIP schedule or requirements for approval.

The CRA fiscal year 2026 budget process proposes three potential City infrastructure projects:

- City Creek Daylighting: Allocates an additional \$100,000 towards implementation of the daylighting of City Creek along the Folsom Trail from 800 West to 1000 West. The total project, aimed at improving access to nature, water quality, and flood mitigation, is estimated to cost between \$15 million and \$20 million.
- Japantown Art: Designates an additional \$37,733 for enhancing the cultural landscape through various art installations recommended in the Japantown Design Strategy that celebrate and preserve Japantown's heritage. The initiative aims to beautify the neighborhood and provide an engaging artistic experience for both residents and visitors.
- 900 S Freeway Underpass Infrastructure: Designates a total of \$50,000 for improvements to the Mead Avenue underpass. The initiative aims to support installation of improvements to enhance open space and encourage activation.

Sustainability Fund - Sustainability operations enable continuing compliance with federal, state and local regulations related to landfill gas collection, closing portions of the landfill, and constructing a new landfill cell within the permitted footprint included in the master plan. Sustainability proposed no projects for FY 2025-26.

Golf Fund - The Golf Division operates seven full-service golf courses at six Salt Lake City locations providing quality recreational experiences at a competitive price for Salt Lake City residents and visitors from surrounding cities and various out of state locations. Golf Course Capital Projects are funded, primarily, from excess revenue generated by user fees. The Golf Division has produced excess revenue over the past 3 years and is able to begin re-investing funds into long-overdue projects.

In addition, for the FY22 budget the Golf Division implemented a Golf CIP Fee increase from \$1 to \$2 per every 9 holes played to bring more capital into the Golf CIP Fund to increase funding from this source for additional future projects.

The Golf Division has budgeted \$13,612,735 for Capital Improvement Projects in FY26. The Golf Division is in the middle of a multi-year project to improve tee box hitting surfaces by re-leveling and re-sodding many of the tee box areas at each course and has allocated \$60,000 in FY26 from the Golf CIP Fund. The Golf Division is in the middle of a multi-year project to repair existing cart paths and construct some new carts paths and has allocated \$625,000 for FY26. The Golf Division will undergo a major project installing a new irrigation system at the Rose Park golf course (\$5,500,000) and Nibley Park golf course (\$3,000,000). Other significant projects include new maintenance buildings at Bonneville and Rose Park, on-course restrooms at 4 golf courses and driving range hitting facility at Glendale golf course.

As part of a multi-year plan to upgrade vital maintenance equipment at all courses, the Golf Division will be using \$501,328 in FY26 to purchase additional equipment.

Salt Lake City
General Fund / Class C / Impact Fee / 1/4 Cent & 5th 5th Sales Tax / Enterprise Fund / Other CIP Summary
Fiscal Year 2026

	PROJECT	GF	GF FOF	CLASS C	IMPACT FEES	¼¢ & 5th SALES TAX	OTHER	TOTAL
Debt Service	Debt Service Projects							
	Sales Tax Series 2014B Bond	\$ 739,038						\$ 739,038
	Sales Tax Series 2016A Bond	\$ 1,966,520						\$ 1,966,520
	Sales Tax Series 2019A Bond	\$ 352,975						\$ 352,975
	Sales Tax Series 2022B Bond	\$ 2,003,475						\$ 2,003,475
	Sales Tax Series 2022C Bond	\$ 3,090,966						\$ 3,090,966
	ESCO Debt Service to Bond	\$ 924,700						\$ 924,700
	Fire Station #3	\$ 675,575						\$ 675,575
	Fire Station #14	\$ 496,950						\$ 496,950
	General Obligation Series 2025 Bond	\$ 2,827,645						\$ 2,827,645
	Debt Service Projects Total	\$ 13,077,844	\$ —	\$ —	\$ —	\$ —	\$ —	\$ 13,077,844
Ongoing	Ongoing Projects							
	Crime Lab	\$ 600,000						\$ 600,000
	City Leases	\$ 560,000						\$ 560,000
	Facilities Maintenance	\$ 350,000						\$ 350,000
	Urban Trail Maintenance					\$ 200,000		\$ 200,000
	Public Lands Maintenance	\$ 250,000	\$ 195,573					\$ 445,573
	Vacant City-owned Property Maintenance and Development	\$ 700,000						\$ 700,000
	Ongoing Projects Total	\$ 2,460,000	\$ 195,573	\$ —	\$ —	\$ 200,000	\$ —	\$ 2,855,573
Other Ongoing	Other Ongoing							
	Public Services-ESCO County Steiner						\$ 155,300	\$ 155,300
	Public Services - Memorial House						\$ 20,000	\$ 20,000
	Other Ongoing	\$ —	\$ —	\$ —	\$ —	\$ —	\$ 175,300	\$ 175,300

Salt Lake City
General Fund / Class C / Impact Fee / 1/4 Cent & 5th 5th Sales Tax / Enterprise Fund / Other CIP Summary
Fiscal Year 2026

	PROJECT	GF	GF FOF	CLASS C	IMPACT FEES	¼¢ & 5th 5th SALES TAX	OTHER	TOTAL
New CIP	New/ Maintenance Projects Total							
	Vision Zero Corridors & Safety Improvements Citywide 2026				\$ 230,000	\$ 2,070,000		\$ 2,300,000
	Safe, Open and Clean Park Restrooms	\$ 1,596,000			\$ 456,000			\$ 2,052,000
	Parks' Legal Compliance with 2010 ADA Standards for Accessible Design	\$ 1,370,929			\$ 1,314,000			\$ 2,684,929
	Street Reconstruction 2026		\$ 1,000,000	\$ 2,790,676		\$ 600,000		\$ 4,390,676
	700 North (2200 West to Redwood Road)			\$ 1,680,600				\$ 1,680,600
	Public Way Concrete			\$ 750,000				\$ 750,000
	Liberty Lake Dredging and Aeration System Replacement		\$ 1,000,000					\$ 1,000,000
	20 Acres of Irrigation System Replacements & Supportive Waterwise Landscaping	\$ 1,007,515	\$ 10,000					\$ 1,017,515
	Bridge Preservation Program					\$ 1,000,000		\$ 1,000,000
	Sugar House Park - 50/50 Cost Share for One Pavilion Replacement & Critical Infrastructure Upgrades	\$ 1,005,117			\$ 102,000			\$ 1,107,117
	Facilities Replacement and Renewal	\$ 1,980,868						\$ 1,980,868
	Traffic Signal Replacements & Upgrades 2026			\$ 3,600,000	\$ 400,000			\$ 4,000,000
	Transit Capital Program 2026 / Funding Our Future Transit		\$ 900,000		\$ 100,000			\$ 1,000,000
	Missing Sidewalks & Bikeway Network Gaps 2026				\$ 150,000	\$ 1,350,000		\$ 1,500,000

Salt Lake City
General Fund / Class C / Impact Fee / 1/4 Cent & 5th 5th Sales Tax / Enterprise Fund / Other CIP Summary
Fiscal Year 2026

	PROJECT	GF	GF FOF	CLASS C	IMPACT FEES	¼¢ & 5th 5th SALES TAX	OTHER	TOTAL
New CIP (Continued)	Street Overlays 2026					\$ 3,500,000		\$ 3,500,000
	Jordan Park Skatepark Expansion		\$ 90,000					\$ 90,000
	GREENbike Federal Grant Match 2026; Bike Rack Replacements 2026					\$ 100,000		\$ 100,000
	Livable Streets Program 2026			\$ 1,000,000		\$ 1,000,000		\$ 2,000,000
	1200 E Curb/ Gutter/Sidewalk and Repave Street					\$ 303,000		\$ 303,000
	Pedestrian Safety / HAWK at Richmond St. and Zenith Ave.					\$ 500,000		\$ 500,000
	Three Sport Court Replacements	\$ 630,000						\$ 630,000
	Playground Replacements	\$ 385,000						\$ 385,000
	Central City 600 East Byway Safety Improvements			\$ 678,724		\$ 177,000		\$ 855,724
	Riverside Basketball Court Renovation	\$ 79,500			\$ 450,500			\$ 530,000
	PSB EV Charging Expansion	\$ 1,078,807						\$ 1,078,807
	Event Infrastructure and Pavilion Replacements for Vibrant, Safe City Parks				\$ 2,597,000			\$ 2,597,000
	Playground Shade				\$ 500,000			\$ 500,000
	Rose Park Lane Beautification, Trail, and Safety Improvements	\$ 680,000						\$ 680,000
	Concord St to Alzheimer's Jordan River Cleanup				\$ 480,000			\$ 480,000
	Civic Campus and Green Loop Implementation	\$ 99,500			\$ 2,900,500			\$ 3,000,000
	New Projects Total	\$ 9,913,236	\$ 3,000,000	\$ 10,500,000	\$ 9,680,000	\$ 10,600,000	\$ —	\$ 43,693,236

Salt Lake City								
General Fund / Class C / Impact Fee / 1/4 Cent & 5th 5th Sales Tax / Enterprise Fund / Other CIP Summary								
Fiscal Year 2026								
PROJECT		GF	GF FOF	CLASS C	IMPACT FEES	¼¢ & 5th 5th SALES TAX	OTHER	TOTAL
Cost Overrun		\$	223,171					\$ 223,171
Percent for Art		\$	167,378					\$ 167,378
Total General Fund/Other Fund/Class C Fund/Impact Fee Fund/Surplus Land Fund CIP Projects		\$	25,841,629	\$ 3,195,573	\$10,500,000	\$ 9,680,000	\$10,800,000 \$ 175,300	\$ 60,192,502

Salt Lake City
General Fund / Class C / Impact Fee / 1/4 Cent & 5th 5th Sales Tax / Enterprise Fund / Other CIP Summary
Fiscal Year 2026

	PROJECT	GF	GF FOF	CLASS C	IMPACT FEES	¼¢ & 5th SALES TAX	OTHER	TOTAL
Airport	Airport CIP Projects							
	Dock 3 Door Replacement						\$ 400,000	\$ 400,000
	Gateway Skybridge Door Replacement						\$ 1,517,000	\$ 1,517,000
	34R Glycol Pump Station Modifications						\$ 727,000	\$ 727,000
	Taxiways A&B Modifications (Design)						\$ 3,006,000	\$ 3,006,000
	Truck Water Fill Station						\$ 260,000	\$ 260,000
	SVRA Control Tower NEPA & Siting Study						\$ 1,000,000	\$ 1,000,000
	SVRA Dual Taxiways						\$ 5,443,000	\$ 5,443,000
	Economy Lot Pavement Reconstruction (Design)						\$ 374,000	\$ 374,000
	Economy Lot Pavement Rehabilitation						\$ 1,578,000	\$ 1,578,000
	Economy Parking Lot EVCS						\$ 1,062,500	\$ 1,062,500
	Electric Vehicle Charging Infrastructure - Phase V (FY26)						\$ 1,176,000	\$ 1,176,000
	PAB Electrical Equipment Upgrade						\$ 745,000	\$ 745,000
	Rental Car Overflow Storage Lot Improvements						\$ 1,199,000	\$ 1,199,000
	Rental Car QTA Equipment Replacement						\$ 3,208,000	\$ 3,208,000
	Rental Car Reallocation						\$ 1,500,000	\$ 1,500,000
	SkyChef Building Demolition						\$ 2,106,000	\$ 2,106,000

Salt Lake City
General Fund / Class C / Impact Fee / 1/4 Cent & 5th 5th Sales Tax / Enterprise Fund / Other CIP Summary
Fiscal Year 2026

	PROJECT	GF	GF FOF	CLASS C	IMPACT FEES	¼¢ & 5th 5th SALES TAX	OTHER	TOTAL
Airport (Continued)	2300 West Realignment						\$ 2,196,000	\$ 2,196,000
	NWS Sewer Main Replacement						\$ 199,000	\$ 199,000
	Terminal Drive Resurfacing						\$ 2,606,000	\$ 2,606,000
	Total Airport CIP Projects	\$ —	\$ —	\$ —	\$ —	\$ —	\$ 30,302,500	\$ 30,302,500
Golf	Golf CIP Projects							
	Cart Path Improvements						\$ 625,000	\$ 625,000
	Irrigation Improvements - Rose Park						\$ 5,500,000	\$ 5,500,000
	Irrigation Improvements - Nibley Park						\$ 3,000,000	\$ 3,000,000
	Maintenance Buildings						\$ 1,000,000	\$ 1,000,000
	Maintenance Equipment						\$ 501,328	\$ 501,328
	New Construction Projects						\$ 1,500,000	\$ 1,500,000
	On Course Restroom						\$ 600,000	\$ 600,000
	Parking Lot Surfacing						\$ 398,040	\$ 398,040
	Pump Replacement						\$ 25,000	\$ 25,000
	Range Fencing						\$ 500,000	\$ 500,000
	Roof Repair						\$ 150,000	\$ 150,000
	Tee Box Leveling						\$ 60,000	\$ 60,000
	Windows & Doors						\$ 184,695	\$ 184,695
	Retaining Wall on #1 and Stairs on #10						\$ 70,000	\$ 70,000
	Total Golf CIP Projects	\$ —	\$ —	\$ —	\$ —	\$ —	\$ 14,114,063	\$ 14,114,063

Salt Lake City
General Fund / Class C / Impact Fee / 1/4 Cent & 5th 5th Sales Tax / Enterprise Fund / Other CIP Summary
Fiscal Year 2026

	PROJECT	GF	GF FOF	CLASS C	IMPACT FEES	¼¢ & 5th SALES TAX	OTHER	TOTAL
Public Utilities	Public Utilities CIP Projects							
	Water Main Replacements						\$ 5,950,000	\$ 5,950,000
	Treatment Plant Improvements						\$ 63,140,000	\$ 63,140,000
	Deep Pump Wells						\$ 500,000	\$ 500,000
	Meter Change- Out Program						\$ 2,500,000	\$ 2,500,000
	Water Service Connections						\$ 4,950,000	\$ 4,950,000
	Storage Reservoirs						\$ 1,760,000	\$ 1,760,000
	Culverts, Flumes & Bridges						\$ 100,000	\$ 100,000
	Distribution Reservoirs (Tanks)						\$ 1,000,000	\$ 1,000,000
	Maintenance & Repair Shops (Water Utility)						\$ 450,000	\$ 450,000
	Treatment Plants						\$ 50,915,000	\$ 50,915,000
	Collection Lines						\$ 21,965,000	\$ 21,965,000
	Maintenance & Repair Shops (Sewer Utility)						\$ 350,000	\$ 350,000
	Storm Drain Lines						\$ 4,897,000	\$ 4,897,000
	Riparian Corridor Improvements						\$ 450,000	\$ 450,000
	Landscaping						\$ 50,000	\$ 50,000
	Storm Water Lift Stations						\$ 1,837,000	\$ 1,837,000
	Detention Basins						\$ 100,000	\$ 100,000
	Maintenance & Repair Shops (Stormwater Utility)						\$ 300,000	\$ 300,000
	Street Lighting Projects						\$ 1,440,000	\$ 1,440,000
	Total Public Utilities CIP Projects	\$—	\$—	\$—	\$—	\$—	\$162,654,000	\$162,654,000

Salt Lake City
General Fund / Class C / Impact Fee / 1/4 Cent & 5th 5th Sales Tax / Enterprise Fund / Other CIP Summary
Fiscal Year 2026

	PROJECT	GF	GF FOF	CLASS C	IMPACT FEES	¼¢ & 5th 5th SALES TAX	OTHER	TOTAL
CRA	Community Reinvestment Agency (CRA) CIP Projects							
	City Creek Daylighting						\$ 100,000	\$ 100,000
	Japantown Art						\$ 37,733	\$ 37,733
	900 S Freeway Underpass Infrastructure						\$ 50,000	\$ 50,000
	Total CRA CIP Projects	\$ —	\$ —	\$ —	\$ —	\$ —	\$ 187,733	\$ 187,733
Sustainability	Sustainability CIP Projects							
	No Projects							\$ —
	Total Sustainability CIP Projects	\$ —	\$ —	\$ —	\$ —	\$ —	\$ —	\$ —
	Total Enterprise and Other Fund CIP	\$ —	\$ —	\$ —	\$ —	\$ —	\$ 207,258,296	\$ 207,258,296
	GRAND TOTAL	\$ 25,841,629	\$ 3,195,573	\$ 10,500,000	\$ 9,680,000	\$ 10,800,000	\$ 207,433,596	\$ 267,450,798

Salt Lake City Impact Fee Summary Fiscal Year 2026

PROJECT		Parks Impact Fees	Streets Impact Fees	TOTAL
Impact Fees	Impact Fee Projects			
	Vision Zero Corridors & Safety Improvements Citywide 2026		\$ 230,000	\$ 230,000
	Safe, Open and Clean Park Restrooms	\$ 456,000		\$ 456,000
	Parks' Legal Compliance with 2010 ADA Standards for Accessible Design	\$ 1,314,000		\$ 1,314,000
	Sugar House Park - 50/50 Cost Share for One Pavilion Replacement & Critical Infrastructure Upgrades	\$ 102,000		\$ 102,000
	Traffic Signal Replacements & Upgrades 2026		\$ 400,000	\$ 400,000
	Transit Capital Program 2026 / Funding Our Future Transit		\$ 100,000	\$ 100,000
	Missing Sidewalks & Bikeway Network Gaps 2026		\$ 150,000	\$ 150,000
	Riverside Basketball Court Renovation	\$ 450,500		\$ 450,500
	Event Infrastructure and Pavilion Replacements for Vibrant, Safe City Parks	\$ 2,597,000		\$ 2,597,000
	Playground Shade	\$ 500,000		\$ 500,000
	Concord St to Alzheimer's Jordan River Cleanup	\$ 480,000		\$ 480,000
	Civic Campus and Green Loop Implementation	\$ 2,900,500		\$ 2,900,500
	Total Impact Fee by Type	\$ 8,800,000	\$ 880,000	\$ 9,680,000


Salt Lake City Unfunded Projects Fiscal Year 2026

	Organization Name	Proposal Title	Project Address Location	General Funds	Total
Unfunded Projects	Constituent	East Central Community Council 1200 East Median Restoration Proposal (300-400 South and 400-500 South)	1200 East between 300-400 South and 1200 East between 400-500 East, Salt Lake City, UT 84102	\$ 954,720	\$ 954,720
	Constituent	Poplar Grove 500 S Traffic Calming	900 West to the Jordan River Trail on 500 South, Salt Lake City, UT 84104	\$ 475,000	\$ 475,000
	Constituent	Nevada Street Reconstruction	Nevada Street from Redondo North to Garfield, Salt Lake City, UT 84108	\$ 932,000	\$ 932,000
	Constituent	Slow Down Liberty Wells South	300 E, 400 E, and 600 E between 1700 S and 2100 S, Salt Lake City, UT 84115	\$ 350,000	\$ 350,000
	Constituent	Downtown Farmers Market - Upgraded Electrical Service	Median on 300 South between 300 West and 400 West 350 W 300 South, Salt Lake City, UT 84101	\$ 240,000	\$ 240,000
	Constituent	Texas Street Replacement	1874 to 1977 S Texas Street, Salt Lake City, UT 84108	\$ 812,500	\$ 812,500
	Constituent	Sweet Streets Bike Network Gap Filling	451 South State Street, Salt Lake City, UT 84111	\$ 693,000	\$ 693,000
	Constituent	East Central Community Council Proposal for Pedestrian Safety Measures - Solar Powered Pedestrian Activated Flashers	800 & 1200 East 300 South, Salt Lake City, UT 84102	\$ 104,177	\$ 104,177
	Constituent	Continuing Fisher Mansion Stabilization, Restoration & Site Improvements	1206 West 200 South, Salt Lake City, UT 84104	\$ 500,000	\$ 500,000
	Constituent	Neighborhood Alley Way Repavement (#4195) / Repave Alley #4195	Alley #4195 between 1100 East and 1200 East, Approx. 875 South, Salt Lake City, UT 84105	\$ 324,000	\$ 324,000
	Constituent	Safe Routes to Beacon Heights, Hillside, and Cosgriff	The neighborhood that is generally bounded by Parleys Way (on the south), Nevada Street (on the west), 2500 E (on the east), and Blaine Avenue (on the north), Salt Lake City, UT 84108	\$ 403,010	\$ 403,010
	Constituent	Intersection Daylighting with Parking for Bikes and Scooters	Citywide	\$ 429,000	\$ 429,000
	Constituent	First Encampment Park	1704 S 500 E, Salt Lake City, UT 84105	\$ 176,635	\$ 176,635
	Public Services	Plaza 349 EV Charging Expansion	349 S 200 E, Salt Lake City, UT 84111	\$ 611,879	\$ 611,879
	Constituent	Glendale Traffic Calming	800 West (between 1300s and 800s), Emery Street W (between California and Indiana Avenue), and Navajo Street (between Illinois and Indiana Avenues), Salt Lake City, UT 84104	\$ 485,837	\$ 485,837
	Constituent	1700 East Asphalt and Fence	2229 to 2283 South 1700 East, Salt Lake City, UT 84106	\$ 93,500	\$ 93,500
	Constituent	Glendale Neighborhood Pedestrian Safety Improvement RRFB revision to HAWK signal at the California Ave/Concord St Intersection	California Ave / Concord St (EB), Salt Lake City, UT, 84104	\$ 525,000	\$ 525,000
	Engineering	Alleyway Improvements 2026	Citywide	\$ 250,000	\$ 250,000
	Constituent	Marmalade Gateway Roundabout	300 North 200 West, Salt Lake City, UT 84103	\$ 322,996	\$ 322,996
	Constituent	Repave Alley	Area between 3rd & 4th Aves and Virginia and Alta Street, Salt Lake City, UT 84103	\$ 163,000	\$ 163,000

	Organization Name	Proposal Title	Project Address Location	General Funds	Total
Unfunded Projects (Continued)	Constituent	Nature Park at Bonneville	Bonneville Golf Course, Salt Lake City, UT 84108	\$ 2,765,000	\$ 2,765,000
	Constituent	Safe Side Streets North Extension	1000 East between 1700 South and Garfield Avenue, Blaine Avenue at 900 East to 1100 East, and Wilson Avenue at 1000 East to 1100 East, Salt Lake City, UT 84105	\$ 388,000	\$ 388,000
	Constituent	Milk Block Bike Spa	416 E 900 S, Slat Lake City, UT 84111 and 210 East 400 South, Salt Lake City, UT 84111	\$ 117,000	\$ 117,000
	Constituent	Main & Broadway Shade	10 W Broadway, Salt Lake City, UT 84101	\$ 230,600	\$ 230,600
	Constituent	Sunnyside Avenue and Amanda Ave Safe Crossing	Sunnyside Avenue (850 South) and Amanda Avenue (1475 East), Salt Lake City, UT 84105	\$ 350,000	\$ 350,000
	Constituent	1200 East Traffic Circles	1200 East 300 & 400 South, Salt Lake City, UT 84102	\$ 120,000	\$ 120,000
	Constituent	Wasatch Dr & 2100 South Project	2100 South Wasatch Drive, Salt Lake City, UT 84109	\$ 100,000	\$ 100,000
	Constituent	Federal Heights Safety Upgrades	Sigsbee Avenue and Military Way, Salt Lake City, UT 84103	\$ 249,865	\$ 249,865
	Constituent	700 East/Coatsville Ave Community Garden	700 East and Coatsville Ave, Salt Lake City, UT 84105	\$ 280,000	\$ 280,000
	Constituent	East High Youth Safety Project	860 S 1200 E, Salt Lake City, UT 84102	\$ 150,000	\$ 150,000
Total Unfunded CIP Projects				\$ 13,596,719	\$13,596,719

This page intentionally left blank

Debt Service *Capital Improvement Program*



This page intentionally left blank

Sales and Excise Tax Revenue Bonds, Series 2014B

2026 Budget	Type of Debt	Origination Date	Final Payment	Funding Source
\$739,038	Sales Tax Revenue Bonds	September 2014	October 1, 2034	General Fund

Sales and Excise Tax Revenue Bonds, Series 2014B, were issued in September 2014 for the purpose of acquiring, constructing, remodeling, and improving of various City buildings, parks, property, and roads.

The Series 2014B bonds were issued with a par amount of \$10,935,000. As of June 30, 2025, \$6,410,000 in principal remains outstanding.

Principal is due annually on October 1. Interest is due semi-annually on April 1 and October 1. The bonds mature on October 1, 2034.

Sales and Excise Tax Revenue Refunding Bonds, Series 2016A

2026 Budget	Type of Debt	Origination Date	Final Payment	Funding Source
\$1,966,520	Sales Tax Revenue Bonds	June 2016	October 1, 2028	General Fund

Sales and Excise Tax Revenue Refunding Bonds, Series 2016A, were issued in June 2016 to refund a portion of the Series 2009A Bonds. The Series 2009A Bonds were originally issued to finance all or a portion of the acquisition, construction, improvement and remodel of the new Public Services maintenance facility, a building for use as City offices and other capital improvements within the City.

Fleet contributes 13.9%, Refuse contributes 13%, and the general fund contributes 73.1% of the debt service on the Maintenance Facility Program portion of the bonds.

The Series 2016A bonds were issued with a par amount of \$21,715,000. As of June 30, 2025, \$9,565,000 in principal remains outstanding.

Principal is due annually on October 1. Interest is due semi-annually on April 1 and October 1. The bonds mature on October 1, 2028.

Sales and Excise Tax Revenue Refunding Bonds, Series 2019A

2026 Budget	Type of Debt	Origination Date	Final Payment	Funding Source
\$352,975	Sales Tax Revenue Bonds	December 2019	April 1, 2027	General Fund

Sales and Excise Tax Revenue Refunding Bonds, Series 2019A, were issued in December 2019 to refund a portion of the Series 2007A Bonds. The Series 2007A Bonds were originally issued to fund the TRAX Extension to the Intermodal Hub and Grant Tower improvements to realign rail lines near downtown.

The Series 2019A bonds were issued with a par amount of \$2,620,000. As of June 30, 2025, \$665,000 in principal remains outstanding.

Principal is due annually on April 1. Interest is due semi-annually on April 1 and October 1. The bonds mature April 1, 2027.

Sales and Excise Tax Revenue Refunding Bonds, Series 2021

2026 Budget	Type of Debt	Origination Date	Final Payment	Funding Source
\$—	Sales Tax Revenue Bonds	December 2021	October 1, 2034	General Fund/Library

Sales and Excise Tax Revenue Refunding Bonds, Series 2021, were issued in December 2021 to refund a portion of the Series 2013B Bonds and a portion of the LBA Series 2013A and 2014A Bonds.

The Series 2021 bonds were issued with a par amount of \$15,045,000. A portion of the debt service is paid by the Library for the LBA 2013A and 2014A (Glendale and Marmalade libraries). As of June 30, 2025, \$13,065,000 in principal remains outstanding.

Principal is due annually on October 1. Interest is due semi-annually on April 1 and October 1. The bonds mature October 1, 2034.

Sales and Excise Tax Revenue Refunding Bonds, Series 2022A

2026 Budget	Type of Debt	Origination Date	Final Payment	Funding Source
\$—	Sales Tax Revenue Bonds	January 2022	October 1, 2032	General Fund/CRA

Sales and Excise Tax Revenue Refunding Bonds, Series 2022A, were issued in January 2022 to refund the Series 2012A Bonds. The Series 2012A Bonds were originally issued to fund the construction and improvement of various City roads, including the replacement of the North Temple Viaduct and improving North Temple Boulevard.

The Series 2022 A bonds were issued with a par amount of \$8,900,000. As of June 30, 2025, \$7,050,000 in principal remains outstanding.

The debt service is currently mostly funded by tax increment revenue from the CRA related to the North Temple Viaduct project. General Fund pays debt service when the tax increment revenue does not fully cover the debt service and for the North Temple Boulevard portion.

Principal is due annually on October 1. Interest is due semi-annually on April 1 and October 1. The bonds mature October 1, 2032.

Sales and Excise Tax Revenue Bonds, Series 2022B

2026 Budget	Type of Debt	Origination Date	Final Payment	Funding Source
\$2,003,475	Sales Tax Revenue Bonds	November 2022	October 1, 2042	General Fund

Sales and Excise Tax Revenue Bonds, Series 2022C

2026 Budget	Type of Debt	Origination Date	Final Payment	Funding Source
\$3,090,966	Sales Tax Revenue Bonds	November 2022	October 1, 2032	General Fund

Sales and Excise Tax Revenue Bonds, Series 2022B&C, were issued in November 2022 to finance all or a portion of the cost of acquiring, constructing and improving capital improvement projects, including: City Cemetery irrigation and road repairs and reconstruction; Pioneer Park; 600 North Corridor; new radio towers for City communication; an upgrade of the electrical transformer at the Central Plant and emergency back-up generators; Westside railroad quiet zones; Warm Spring Plunge structure stabilization; Smith's Ballpark; urban wood re-utilization equipment and storage additions; and Fisher Mansion stabilization; and various other capital improvement program projects.

The Series 2022B bonds were issued with a par amount of \$40,015,000. As of June 30, 2025, \$40,015,000 in principal remains outstanding.

Principal is due annually on October 1. Interest is due semi-annually on April 1 and October 1. The bonds mature October 1, 2042.

The Series 2022C bonds were issued with a par amount of \$24,240,000. As of June 30, 2025, \$20,295,000 in principal remains outstanding.

Principal is due annually on October 1. Interest is due semi-annually on April 1 and October 1. The bonds mature October 1, 2032.

ESCO Lease Debt Service

2026 Budget	Type of Debt	Origination Date	Final Payment	Funding Source
\$96,600	Capital Lease	December 2019	March 2026	General Fund

This lease provides energy-efficient equipment to Public Services Facilities Division.

ESCO Steiner Lease Debt Service

2026 Budget	Type of Debt	Origination Date	Final Payment	Funding Source
\$310,600	Capital Lease	January 2013	July 2029	County

This lease was entered into by Public Services to acquire energy efficient-equipment for Steiner. Since the costs of this facility is shared 50% with the County, the County pays 50% of this lease payment.

ESCO Parks Lease Debt Service

2026 Budget	Type of Debt	Origination Date	Final Payment	Funding Source
\$517,500	Capital Lease	August 2012	March 2026	General Fund

This lease was entered into by Public Services to acquire energy-efficient equipment for City parks.

Lease Revenue Bonds, Series 2016A

2026 Budget	Type of Debt	Origination Date	Final Payment	Funding Source
\$496,950	LBA Lease Revenue Bonds	March 2016	April 15, 2037	General Fund

The Local Building Authority of Salt Lake City (LBA of SLC) issued the Lease Revenue Bonds, Series 2016A in March 2016 for the purpose of financing a portion of the construction costs of the Fire Station #14 Project.

The Series 2016A bonds were issued with a par amount of \$6,755,000. As of June 30, 2025, \$4,650,000 in principal remains outstanding.

Principal is due annually on April 15. Interest is due semi-annually on April 15 and October 15. The bonds mature on April 15, 2037.

Lease Revenue Bonds, Series 2017A

2026 Budget	Type of Debt	Origination Date	Final Payment	Funding Source
\$675,575	LBA Lease Revenue Bonds	April 2017	April 15, 2038	General Fund

The Local Building Authority of Salt Lake City (LBA of SLC) issued the Lease Revenue Bonds, Series 2017A in April 2017 for the purpose of financing a portion of the construction costs of the Fire Station #3 Project.

The Series 2017A bonds were issued with a par amount of \$8,115,000. As of June 30, 2025, \$6,290,000 in principal remains outstanding.

Principal is due annually on April 15. Interest is due semi-annually on April 15 and October 15. The bonds mature on April 15, 2038.

Federally Taxable Sales and Excise Tax Revenue Refunding Bonds, Series 2019B

2026 Budget	Type of Debt	Origination Date	Final Payment	Funding Source
\$—	Sales Tax Revenue Bonds	December 2019	April 1, 2038	CRA

Federally Taxable Sales and Excise Tax Revenue Bonds, Series 2013A, were issued in October 2013 for the purpose of financing a portion of the costs of acquiring, constructing, and equipping a performing arts center and related improvements. The Series 2013A Bonds were refunded with the Federally Taxable Sales and Excise Tax Revenue Refunding Bonds, Series 2019B.

The CRA pays the full amount of the debt service for the Series 2019B bonds. However, if the CRA is unable to pay any of the debt service, the City's General Fund would be responsible for it.

The total par amount of bonds issued was \$58,540,000. As of June 30, 2025, \$55,800,000 in principal remains outstanding.

Principal is due annually on April 1. Interest is due semi-annually on April 1 and October 1. The bonds mature on April 1, 2038.

General Obligation Bonds, Series 2025

2026 Budget	Type of Debt	Origination Date	Final Payment	Funding Source
\$2,827,645	Property Tax Revenue Bond	TBD	TBD	General Fund

In November 2022, voters authorized the issuance of up to \$85 million in general obligation bonds to fund eight Parks, Trails, and Open Space projects. The General Obligation Bonds, Series 2023 were sold in August 2023 as the first issuance of the authorization. The City anticipates issuing \$35 million par amount of bonds from such authorization in 2025.

ONGOING COMMITMENTS FROM GENERAL FUND AND OTHER SOURCES**Crime Lab Rental Payments**

2026 Budget		Origination Date		Funding Source
\$600,000				General Fund

Yearly rental payments for Crime Evidence Lab.

City Lease Payments

2026 Budget		Origination Date		Funding Source
\$560,000				General Fund

Yearly payments for City Leases.

Facilities Maintenance

2026 Budget		Origination Date		Funding Source
\$350,000				General Fund

The Facilities ongoing CIP funding will be used to replace a variety of capital assets. The purpose is to stop problems early on and prevent larger catastrophic failures of equipment and systems in the City's building stock.

Urban Trail Maintenance

2026 Budget		Origination Date		Funding Source
\$200,000				¼ Cent Tax

These funds will be used to fund contractors, equipment, and material to maintain urban trails and trail segments that potentially come online during the fiscal year. The maintenance of these trails is necessary to keep them safe for all that use them and so they can be used year-round.

Public Lands Maintenance

2026 Budget		Origination Date		Funding Source
\$250,000 \$195,573				General Fund & Funding Our Future

The Parks ongoing CIP funding will be used to replace a variety of capital assets. The purpose is to stop problems early on and prevent larger failures in the City's park stock.

Percent for Art

2026 Budget		Origination Date		Funding Source
\$167,378				General Fund

To provide enhancements such as decorative pavement, railings, sculptures, and other works of art. (1.5% of CIP)

Cost Overrun

2026 Budget		Origination Date		Funding Source
\$223,171				General Fund

Funding set aside to cover unforeseen costs of projects.

CIP Memorial House

2026 Budget		Origination Date		Funding Source
\$20,000				Other - Rental

A revenue cost center has been established to receive revenue payments from the Utah Heritage Foundation. Monthly payments are received and are to be re-invested in the facility to maintain the property. Plans for the use of the funding is to be determined.

Vacant City-owned Property Maintenance and Development

2026 Budget		Origination Date		Funding Source
\$700,000				General Fund

Salt Lake City Corporation holds several properties in its real estate inventory that are not used for City functions but that are either vacant or are leased to third parties. This fund is for the maintenance, security, and improvement of these properties.

General Fund *Capital Projects*



This page intentionally left blank

Project Title:	Vision Zero Corridors & Safety Improvements Citywide 2026
Project Address:	Citywide

Project Description:

Traffic fatalities and serious injuries are preventable, not just an inevitable result of traveling in a city. While all crashes cannot be avoided, proven safety measures can help turn fatal crashes into bumps or fender benders. This is the premise of an entire body of work at the U.S. Department of Transportation and the federal Safe Streets and Roads For All program (SS4A).

The Wasatch Front Regional Council recently completed a regional Comprehensive Safety Action Plan (CSAP) through the SS4A program, with Salt Lake City as a partner. The CSAP identifies key corridors in Salt Lake City where safety improvements are likely to result in fewer and less severe crashes. Many are state highways, but some are local streets. Three priority corridors identified in the plan are Redwood Road, 900 West, and 800 South. There are many additional corridors around the City that need safety investments.

Since 2020, Salt Lake City has averaged 19 traffic fatalities a year on surface streets (not including interstates), with approximately 45% of these being someone who was walking or bicycling. This program seeks targeted funds for corridors with significant crash histories, and with characteristics that can be made safer with infrastructure changes.



Proposal ID:	487402
Department:	Transportation
Project Type:	Capital
Category:	New

Funding Recommendations			
	CDCIP Board	Mayor	Council
General Fund			
Class C Funds			
Impact Fee Funds	\$230,000	\$230,000	
1/4 Cent	\$2,070,000	\$2,070,000	

Estimated Future Maintenance and/or Operational Expense:

Other departments and divisions may have increased operating expenses due to this project. These other agencies will be included in the planning and design process.

Project Title:	Safe, Open, and Clean Park Restrooms
Project Address:	Citywide, potential locations listed below

Project Description:

This project will fund the replacement of three failing restrooms (if fully funded) of Salt Lake City's 47 existing park restrooms. Detailed design will be based on recommendations from the FY 24/25 CIP-funded citywide restroom study (which is anticipated to be completed in 2026). This is a programmatic request that Public Lands intends to make each year.

Public engagement conducted for the 2019 Needs Assessment showed that the number one improvement requested for Public Lands, over all else, was safe, well-maintained and open restrooms. This project was ranked by the Parks, Natural Lands, Urban Forestry and Trails Advisory Board (PNUT Board) as the highest priority for funding this year.

Currently, some restrooms in the Public Lands' inventory are unsafe, closed, or unusable either year-round or for portions of the year when they are intended to be open. New restrooms will be safer, easier to maintain, less susceptible to vandalism, open more often and more predictably, as well as be more welcoming for park users. The locations proposed for three potential restroom replacements from the following list will be based on asset condition, accessibility and ADA needs, investment equity, efficiencies with other projects to enable cost savings, and major safety concerns based on the Parks Division's data as well as operations and maintenance staff experience. They may include:

- Fairmont Park
- Liberty Park (near the new Rotary Play Park)
- Riverside Park (near 600 North)
- Cottonwood Park
- Jordan Park (near the skatepark)
- Herman Franks Park (one of the two)



Proposal ID:	487689
Department:	Public Lands
Project Type:	Capital
Category:	Renewal

Funding Recommendations			
	CDCIP Board	Mayor	Council
General Fund	\$912,000	\$1,596,000	
Class C Funds			
Impact Fee Funds	\$456,000	\$456,000	

Estimated Future Maintenance and/or Operational Expense:

Decreased due to physical improvements to existing restrooms. If bathrooms are expected to be open year-round, maintenance may increase from the new baseline by approximately 1/3 annually.

Project Title:	Parks' Legal Compliance with 2010 ADA Standards for Accessible Design
Project Address:	Citywide

Project Description:

Funding will bring park infrastructure into legal compliance with the 2010 ADA Standards for Accessible Design and the 1990 Americans with Disabilities Act (ADA), which is a federal civil rights law.

In this first round (of what Public Lands and the Mayor's Office anticipate will be a recurring and programmatic request based on the ADA Self-Evaluation and Transition Plan (SETP), three types of park infrastructure improvements to meet standards would be possible within 10 parks (with at least one park in each Council District), if fully funded: (1) site arrival points; (2) pedestrian access routes; (3) playgrounds and accessible ground surfacing under play areas

If partially funded, it is highly recommended that the City funds all improvements required in one park before moving to the next park (and not partially funding multiple or all 10 parks). If funding is left over, additional replacement or repair of asphalt, concrete, wood, pavers, metal, or other structural materials for bridges, sidewalks, parking lots, trails, roads, and pavers within parks would ensure smooth, ADA-compliant surfaces for all.

Prioritization and selection of the 10 parks included in this first round's application were based on project readiness, public usage and engagement (see Appendix F, p. 28 of the SETP), severity of the issue, safety, and/or other elements of the SETP:

Riverside Park, Sorenson Multi-Cultural Center fields and playground, Jordan Park, 11th Ave Park, Lindsey Gardens Park, Victory Park, Ballpark Playground, Wasatch Hollow Park, Parley's Way Park, Parley's Historic Nature Park.

Failure to remove barriers excludes children and adults with disabilities from fully participating in park activities, further limiting their access to health and social benefits.



Proposal ID:	487820
Department:	Public Lands
Project Type:	Capital
Category:	New

Funding Recommendations			
	CDCIP Board	Mayor	Council
General Fund	\$1,000,000	\$1,370,929	
Class C Funds			
Impact Fee Funds	\$1,314,000	\$1,314,000	

Estimated Future Maintenance and/or Operational Expense:

Some improvements may minimally decrease maintenance needs, while some specific improvements (such as new poured-in-place play surfacing underneath playgrounds) will increase maintenance needs.

Project Title:	Street Reconstruction 2026
Project Address:	Citywide

Project Description:
This annual program funds the vital reconstruction of deteriorated City streets, including street pavement, curb and gutter, sidewalk, drainage improvements as necessary, and appropriate complete streets bicycle, pedestrian and transit access improvements. The program meets all federal Americans with Disability Act (ADA) requirements, which are always triggered with a complete reconstruction.



Proposal ID:	487398
Department:	Engineering
Project Type:	Capital
Category:	Renewal

Funding Recommendations			
	CDCIP Board	Mayor	Council
General Fund			
Class C Funds	\$2,790,676	\$2,790,676	
Impact Fee Funds			
FOF Streets	\$1,000,000	\$1,000,000	
5th 5th Tax		\$600,000	

Estimated Future Maintenance and/or Operational Expense:
Decreased

Project Title:	700 North (2200 West to Redwood Road)
Project Address:	700 North Street from Redwood Road to 2200 West, Salt Lake City, UT 84116

Project Description:

700 North is a vital transportation west side connection; from housing developments on Redwood to I-215 to industrial and airport general aviation. This project will not only repave the deteriorated street surface, but add pedestrian and transit enhancements and safety features, transforming the corridor for all users. The 700 North Corridor Transformation project was selected by the Wasatch Front Regional Council for construction funding in 2027. This CIP request will provide part of the local match (\$1,680,600 required) in order to obtain \$3,000,000 Federal funding programmed for this project.



Proposal ID:	487559
Department:	Engineering
Project Type:	Capital
Category:	Renewal

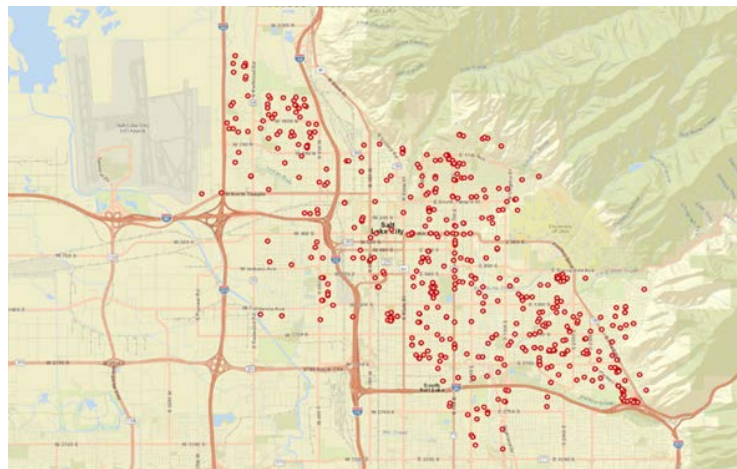
Funding Recommendations			
	CDCIP Board	Mayor	Council
General Fund			
Class C Funds	\$1,680,600	\$1,680,600	
Impact Fee Funds			

Estimated Future Maintenance and/or Operational Expense:

No budget impact

Project Title:	Public Way Concrete
Project Address:	Citywide

Project Description:
This annual program addresses deteriorated or defective concrete sidewalks, accessibility ramps, curb and gutter, retaining walls, etc. in the public way through saw-cutting, slab jacking, or removal and replacement. Funding for this vital program in the last 5 years has averaged 63%. Providing a fully accessible public right-of-way is an unfunded federal mandate through the Americans with Disabilities Act of 1990.



Proposal ID:	487833
Department:	Engineering
Project Type:	Capital
Category:	Renewal

Funding Recommendations			
	CDCIP Board	Mayor	Council
General Fund			
Class C Funds	\$750,000	\$750,000	
Impact Fee Funds			

Estimated Future Maintenance and/or Operational Expense:
No budget impact

Project Title:	Liberty Lake Dredging and Aeration System Replacement
Project Address:	Liberty Park, 589 E 1300 S, Salt Lake City, UT 84105

Project Description:
<p>The aeration system at Liberty Lake in Liberty Park is in disrepair and is often non-functional. As a result, the water quality may become quite poor, and the lake is intermittently closed for the safety and well-being of all park visitors. The more-stagnant-than-desired water and shallow depth also increases water temperature, increasing the likelihood, frequency, and intensity of algal blooms, which are hazardous and harmful to park users, dogs, and wildlife within the area.</p> <p>Repair of the aeration system, coupled with a complete dredging of the sediment at the bottom of Liberty Lake, will improve water quality of the lake, water quality of Red Butte Creek downstream of Liberty Park (and in turn the Jordan River), and improve user experience and the health of flora, fauna, and park visitors. It will also significantly reduce regular maintenance costs and obligations associated with regular failures and closures, and will reinvigorate recreational uses of the Lake, also contributing to economic success of the Liberty Park concessionaire and improving visitor experience. Replacement of the aeration system also includes upgrade of power infrastructure required for the new system.</p> <p>If replacement is delayed, the lake will likely continue to see unexpected closures, the maintenance burden will be high (often an all-hands-on-deck operation when the system fails), and water quality and user experience in and near Liberty Park may continue to suffer until dredging and system replacement has been completed.</p>



Proposal ID:	487438
Department:	Public Lands
Project Type:	Capital
Category:	Renewal

Funding Recommendations			
	CDCIP Board	Mayor	Council
General Fund			
Class C Funds			
Impact Fee Funds			
FOF Other	\$1,000,000	\$1,000,000	

Estimated Future Maintenance and/or Operational Expense:
Decreased—anticipated decrease of \$50,000 annually if fully funded.

Project Title:	20 Acres of Irrigation System Replacements & Supportive Waterwise Landscaping
Project Address:	Citywide

Project Description:

This climate-forward project to replace up to 20 acres of aged irrigation systems will help shape a water and resource-conscious future for many of our parks and public lands. It has two essential parts: improve irrigation efficiency, and replace some turf areas with low-water, regionally-appropriate plantings. This is a programmatic request that Public Lands intends to make each year.

The environmental, infrastructure, and public lands benefits of these changes are far-reaching.

Improve irrigation efficiency: Many of our parks' and public lands' irrigation systems are 50-60 years old. They use more water and cost more to maintain than newer systems. Improved or completely new irrigation systems can help Salt Lake City build more resilient, shady, and enjoyable spaces in preparation for a hotter, drier future. New irrigation systems will use less water, require less maintenance, break less often, keep existing and future trees healthier, and last another 30+ years. During installation, projects may add trees and convert some turf landscaping to more waterwise options. These two strategies can significantly reduce water use and increase resiliency.

Where practicable, replace turf with low-water, regionally appropriate plantings: Updating irrigation systems is also an opportunity to identify and make changes to the different kinds of areas and plant cover that these systems irrigate in our parks and public lands. Low use and passive areas could be converted into regionally appropriate, waterwise plants requiring less maintenance. In some locations, there is still a need for conventional turf that can withstand heavy use, such as playfields. These areas should be irrigated separately for efficient use of water.

Proposed locations include passive turf areas that are currently not actively programmed in parks, natural areas, medians and islands. Please see location map for all locations.



Proposal ID:	487828
Department:	Public Lands
Project Type:	Capital
Category:	Renewal

Funding Recommendations			
	CDCIP Board	Mayor	Council
General Fund	\$1,007,515	\$1,007,515	
Class C Funds			
Impact Fee Funds			
FOF Other	\$10,000	\$10,000	

Estimated Future Maintenance and/or Operational Expense:

Decreased; Exact expenses dependent on acres impacted

Project Title:	Bridge Preservation Program
Project Address:	Citywide

Project Description:

Salt Lake City is responsible for 55 bridges. Twenty-three of those are vehicle bridges, most crossing either the Jordan River or the Surplus Canal. UDOT inspects these vehicle bridges every two years and provides the city with a basic condition report. The city is responsible for performing appropriate maintenance activities based on statements in the UDOT report. City Engineering has prepared an ongoing bridge maintenance strategy with the objective of extending the functional life of these structures, and extending the time between major repairs. The requested funds will be used to address needed repairs and routine maintenance.



Proposal ID:	487543
Department:	Engineering
Project Type:	Capital
Category:	Renewal

Funding Recommendations			
	CDCIP Board	Mayor	Council
General Fund			
Class C Funds			
Impact Fee Funds			
1/4 Cent	\$1,000,000	\$1,000,000	

Estimated Future Maintenance and/or Operational Expense:

Decreased

Project Title:	Sugar House Park - 50/50 Cost Share for One Pavilion Replacement & Critical Infrastructure Upgrades
Project Address:	1330 E 2100 S, Salt Lake City, UT 84106

Project Description:

This project will fund Salt Lake City's contractual obligation to match (with Salt Lake County) 50% of the capital costs for the following urgent improvements (in priority order) at Sugar House Park, per our 1957 contractual agreement:

1. Replacement of the Sugar Beet Pavilion (#4 of 7) and the remainder of Salt Lake City's portion of the total required SLC Dept of Public Utilities' stormwater impact fee (urgent for the construction of pavilions #2 and #3, already funded)
2. Hidden Grove Ped Bridge Railing Replacement and Sidewalk Upgrades
3. Culinary Waterline Study to determine replacement trajectory
4. WeatherTRAK Irrigation System Upgrade to reduce water usage and conserve resources
5. Parking Lot Resurfacing to improve vehicle access to 6 of the 7 pavilions
6. Addition of playground shade structures near the Parley's Creek Pavilion playground (impact fee eligible)
7. Spoke road resurfacing (north of the pond) to improve safety and predictability of the road and intersection

The completion of these projects is critical for the access, safety, inclusion, and enjoyment of Sugar House Park patrons and will deliver community benefits, support sustainability efforts, and continue Salt Lake City's and Salt Lake County's decades-long collaborative funding and management agreement.

In 1957, with the incorporation of Sugar House Park, Salt Lake City, and Salt Lake County made a contractual agreement to jointly own the park property and appropriate funds for facilities. The Sugar House Park Authority depends on these appropriations from the City and County to carry out the park's purpose as a very popular Regional Park. Salt Lake City's 50% investment in these capital projects delivers 100% benefits for Salt Lakers.



Proposal ID:	487872
Department:	Public Lands
Project Type:	Capital
Category:	Renewal

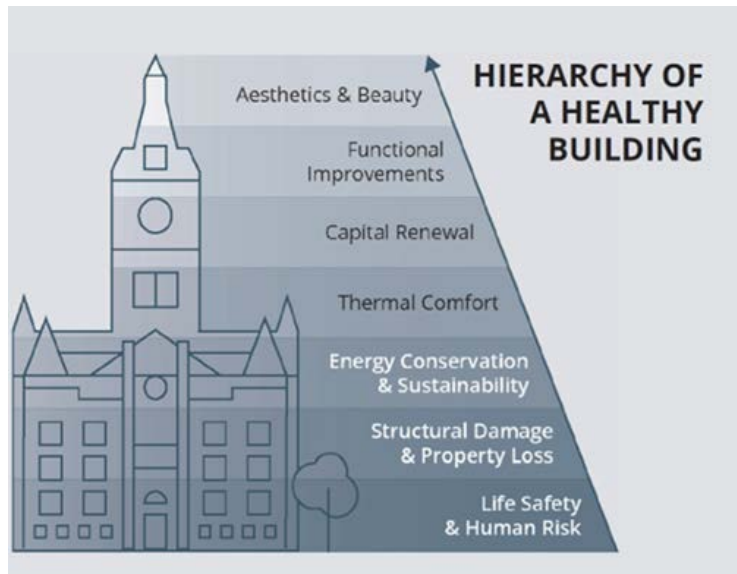
Funding Recommendations			
	CDCIP Board	Mayor	Council
General Fund	\$1,005,117	\$1,005,117	
Class C Funds			
Impact Fee Funds	\$102,000	\$102,000	

Estimated Future Maintenance and/or Operational Expense:

Maintenance at the park is funded by Salt Lake County. It will likely decrease with replacement of the pavilion, bridge infrastructure, irrigation and parking lot, but the installation of shade structures will increase the County's maintenance expenses.

Project Title:	Facilities Replacement and Renewal
Project Address:	Citywide

Project Description:
The Facility Renewal and Deferred Asset Management Initiative for Fiscal Year 2026 (FY26) is a targeted effort aligned with the 10-year plan. Our goal is to strategically manage the existing backlog of deferred assets by categorizing and prioritizing them based on building and component criticality. This involves dividing the current backlog into three equal parts, enabling us to address an approximately consistent number of assets per year. Additionally, we aim to proactively tackle 50% of incoming deferred assets to prevent further accumulation. This focused approach ensures efficient resource allocation and sets the foundation for sustained facility enhancement over the coming years.



Proposal ID:	487881
Department:	Public Services
Project Type:	Capital
Category:	Renewal

Funding Recommendations			
	CDCIP Board	Mayor	Council
General Fund	\$1,980,868	\$1,980,868	
Class C Funds			
Impact Fee Funds			

Estimated Future Maintenance and/or Operational Expense:
Decrease future maintenance and reduce operational expenses by installing more efficient units. Will also reduce maintenance calls/work orders.

Project Title:	Traffic Signal Replacements & Upgrades 2026
Project Address:	Citywide

Project Description:
<p>Salt Lake City's Traffic Signal Replacement & Upgrade Program has been inadequately funded for years. Signals throughout the city are in failing condition, requiring patchwork repairs to electronics and wiring. Failing traffic signals are less obvious than potholes -- unless the signal pole rusts through and the signal falls over, which can happen.</p> <p>More frequently when a traffic signal fails, it no longer accurately detects motor vehicle and bicycle traffic. The signal is then set on a simple timer without being able to sense whether traffic is waiting. This results in additional traffic delays, congestion, and may contribute to road rage, red-light running, and crashes. Failing signals require frequent staff attention to physical repairs and/or resetting the signal's computers.</p> <p>For the past several years, the traffic signal program has sought to fund 6 signal replacements per year and 5 upgrades. This level of funding has been needed each year for 10 years. Annual funding has been for only 0-2 signals, and the traffic signal system continues to deteriorate rapidly.</p> <p>This financially constrained request of \$4 million seeks to fund full replacement of 6 ranked signals in failing condition with structural and/or equipment deficiencies, plus upgrades to detection and/or communications equipment. Based on the current costs of signals, this work may cost closer to \$5 million and need to seek additional funds in FY27.</p>



Proposal ID:	487401
Department:	Transportation
Project Type:	Capital
Category:	Renewal

Funding Recommendations			
	CDCIP Board	Mayor	Council
General Fund			
Class C Funds	\$3,600,000	\$3,600,000	
Impact Fee Funds	\$400,000	\$400,000	

Estimated Future Maintenance and/or Operational Expense:
This project is expected to decrease the expenses of the Streets Division in maintaining aging signals.

Project Title:	Transit Capital Program 2026 / Funding Our Future Transit
Project Address:	Citywide

Project Description:

The Funding our Future Transit Capital Program leverages outside funds from UTA to install bus shelters, benches, trash cans, and partner on the development of mobility hubs and accessible first/last mile connections to transit. After Salt Lake City constructs a concrete bus stop pad, UTA pays for and installs the stop amenities and maintains them for the life of the assets.

This program implements two of the key recommendations of the Transit Master Plan, seeking to make all transit stops accessible, safe, and comfortable for people of all ages and abilities. This is also required by federal law, particularly when streets are repaved or reconstructed.

Also as outlined in the Transit Master Plan, a highly visible "frequent service" brand and enhanced amenities has been developed and is ready for deployment at selected bus stops throughout the city. These investments in branding and enhanced stations can help achieve the Transit Master Plan goal of providing a safe and comfortable transit access and waiting experience. Some of the new shelters are now equipped with lighting, which will make passengers who are waiting more visible to operators, as well as to increase safety and security while they are waiting.



Proposal ID:	487404
Department:	Transportation
Project Type:	Capital
Category:	New

Funding Recommendations			
	CDCIP Board	Mayor	Council
General Fund			
Class C Funds			
Impact Fee Funds	\$100,000	\$100,000	
FOF Transit	\$900,000	\$900,000	

Estimated Future Maintenance and/or Operational Expense:

Other departments and divisions may have increased operating expenses due to these projects. These other agencies will be included in the planning and design process. Most bus stop maintenance is borne by UTA.

Project Title:	Missing Sidewalks & Bikeway Network Gaps 2026
Project Address:	Citywide

Project Description:
<p>This program will implement one of five key moves identified in Connect SLC, the Citywide Transportation Plan (adopted by the City Council in 2024) -- to retrofit existing streets with walking and bicycling facilities as well as adding strategically selected segments of trails, to create a complete network. Recent opportunistic projects, including those in the 2018 streets bond, have made great progress. From the perspective of someone walking or bicycling, however, these new projects are not connected seamlessly to a network. People are already using these roadways without complete infrastructure – raising safety concerns. If these streets' overall condition were graded for "completeness" instead of potholes, they would be "serious" to "failing." This annual program will fill these gaps.</p> <p>Short segments of sidewalks are missing all over the city -- the equivalent of sidewalk OCI 0. This year's program is likely, for example, to address a missing sidewalk near a school on L Street in the Avenues and one or more missing sidewalks in the Glendale Neighborhood identified in a community-council created active transportation plan.</p> <p>Existing roadways without bike infrastructure, despite having had a Complete Street policy for over 17 years, will be selected based on gaps in the network. Gaps will be addressed using inexpensive materials like paint, bollards, and/or separation provided by parked vehicles, similar to projects implemented in the last couple years on 200 East and 300 East. An emphasis will be placed on bike lanes with physical separation, where possible.</p>



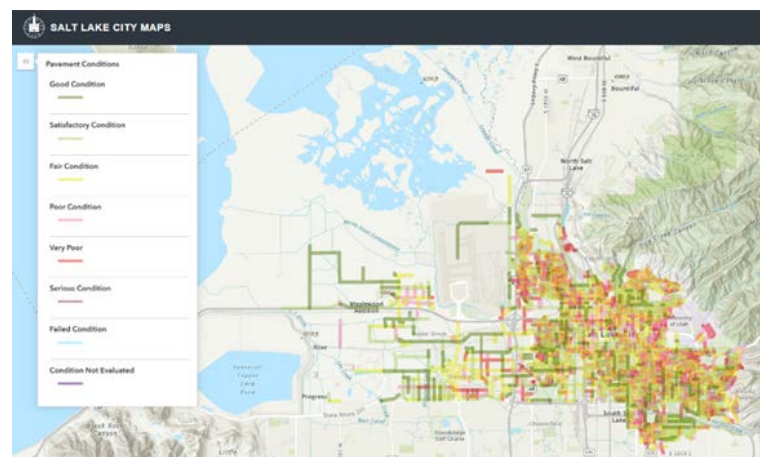
Proposal ID:	486574
Department:	Transportation
Project Type:	Capital
Category:	New

Funding Recommendations			
	CDCIP Board	Mayor	Council
General Fund			
Class C Funds			
Impact Fee Funds	\$150,000	\$150,000	
¼ Cent	\$1,350,000	\$1,350,000	

Estimated Future Maintenance and/or Operational Expense:
Other departments and divisions may have increased operating expenses due to these projects. These other agencies will be included in the planning and design process.

Project Title:	Street Overlays 2026
Project Address:	Citywide

Project Description:
This annual program funds the overlay of City streets that have not yet fallen to the level of deterioration where full reconstruction is required. Overlays include mill and overlay of street pavement, spot curb and gutter and sidewalk replacement, drainage improvements as necessary, and appropriate complete streets bicycle and pedestrian access improvements. Overlays are of particular interest from a cost savings perspective, because streets of this condition are in their last possible years before a considerably more expensive, full reconstruction will become inevitable. This is analogous to an old house that needs its wooden siding replaced. A few more years of rot, and you will need to replace all the framing too. A lot more expensive. The program incorporates federal Americans with Disability Act (ADA) requirements, such as sidewalk curb ramps and bus stop access, which are triggered with an overlay project.



Proposal ID:	487400
Department:	Engineering
Project Type:	Capital
Category:	Renewal

Funding Recommendations			
	CDCIP Board	Mayor	Council
General Fund			
Class C Funds			
Impact Fee Funds			
1/4 Cent	\$3,500,000	\$3,500,000	

Estimated Future Maintenance and/or Operational Expense:
Decreased

Project Title:	Jordan Park Skatepark Expansion
Project Address:	1030 S 900 W Salt Lake City, UT 84104

Project Description:
<p>This application seeks funding to complete a study and detailed design to expand the Jordan Park Skatepark. The Glendale Neighborhood Council has already developed preliminary recommendations that will be incorporated into a more detailed design effort.</p> <p>Nestled within the Glendale neighborhood of Salt Lake City lies a cultural cornerstone beloved by locals and renowned among skateboarders nationwide - Jordan Skatepark, affectionately known by users as "9th and 9th". For over 20 years, this iconic space has been a sanctuary for skaters, a hub for community building, and a vital thread in the fabric of Glendale. As Jordan Skatepark approaches its third decade of existence (typical life is approximately 25-35 years), the realities of time and use have begun to reveal cracks in its foundation. With a surge in popularity over the years, the park finds itself bursting at the seams, struggling to accommodate the ever-growing groups of skaters who flock to it.</p>



Proposal ID:	483234
Department:	Public Lands
Project Type:	Capital
Category:	New - Constituent

Funding Recommendations			
	CDCIP Board	Mayor	Council
General Fund			
Class C Funds			
Impact Fee Funds			
FOF Other	\$90,000	\$90,000	

Estimated Future Maintenance and/or Operational Expense:
No budget impact; planning and design only.

Project Title:	GREENbike Federal Grant Match 2026; Bike Rack Replacements 2026
Project Address:	Citywide

Project Description:
<p>Salt Lake City's bike share system, GREENbike, has received nearly \$860,000 in federal funds to replace old, rusting, falling-apart stations and bikes. GREENbike's oldest equipment is 12+ years old, having been exposed to weather and the public 24/7/365. Nearly half of the 50 Salt Lake stations are failing, with parts no longer available for repairs, after hundreds of thousands of uses with riders mashing buttons on stations and yanking or slamming bikes into docks. Stations may unexpectedly fail which can lead to personal safety concerns for people walking from a further station than anticipated. While GREENbike has been cobbling together stations out of old parts, they need to be replaced. The city's \$60,000 in CIP funding will be focused on bike stations, as the bikes are equipment and not eligible for CIP.</p> <p>Bike racks and bike corrals on the public way are similar, city-owned assets that need capital replacement. Racks have been hit by cars, mangled, or simply rusted out. While this may seem minor, in at least one instance a rusted bike rack fell over, injuring a child and leading to a payout by the city. Bike racks are placed almost entirely by adjacent business owners' requests; this program supports SLC's small businesses.</p> <p>Most of the city's bike corrals, installed April to October to replace one car parking space with a bike rack for 10 bicycles are damaged, may be unsafe to use, and do not make a good impression. This request includes \$20,000 for racks and \$20,000 for corrals. The priority is capital replacement. If funds allow, some new bike racks and corrals may be installed.</p>



Proposal ID:	487397
Department:	Transportation
Project Type:	Capital
Category:	Renewal

Funding Recommendations			
	CDCIP Board	Mayor	Council
General Fund			
Class C Funds			
Impact Fee Funds			
1/4 Cent Tax	\$100,000	\$100,000	

Estimated Future Maintenance and/or Operational Expense:
Utah BikeShare, a non-profit, is responsible for Maintenance and Operations of GREENbike stations, and expects to experience lower costs. Bike rack capital replacements have no budget impact.

Project Title:	Livable Streets Program 2026
Project Address:	Citywide

Project Description:

This citywide program aims to address the most common resident complaint to Transportation staff - speeding vehicles. It uses a data-driven & equitable prioritization process for the implementation of traffic calming improvements in the areas most in need.

The Livable Streets Program addresses local, neighborhood streets and installs infrastructure designed to reinforce the posted 20 mile per hour speed limit. These treatments are selected with input from the local residents and businesses, and may include speed humps, mini-roundabouts, pedestrian bulb-outs, crosswalks, and other similar infrastructure.

This year's funding request is for three zones. This program is scalable; additional funding would allow Transportation to move through the 113 total zones more quickly. At the current rate of 3-4 zones per year, the program will take around 25-30 years to address all the areas of the city.



Proposal ID:	487396
Department:	Transportation
Project Type:	Capital
Category:	New

Funding Recommendations			
	CDCIP Board	Mayor	Council
General Fund			
Class C Funds	\$1,000,000	\$1,000,000	
Impact Fee Funds			
1/4 Cent	\$1,000,000	\$1,000,000	

Estimated Future Maintenance and/or Operational Expense:

Other departments and divisions may have increased operating expenses due to these projects. These other agencies will be included in the planning and design process.

Project Title:	1200 E Curb/Gutter/Sidewalk and Repave Street
Project Address:	1200 E Zenith Ave, Salt Lake City, UT 84106

Project Description:
Install curb and gutter on east side of road, and curb, gutter, and sidewalk on west side of road on 1200 East between Zenith Ave. and Crandall Ave and repave 1200 E between Crandall Ave and Zenith Ave.



Proposal ID:	483282
Department:	Engineering
Project Type:	Capital
Category:	Renewal - Constituent

Funding Recommendations			
	CDCIP Board	Mayor	Council
General Fund			
Class C Funds			
Impact Fee Funds			
1/4 Cent	\$303,000.00	\$303,000.00	

Estimated Future Maintenance and/or Operational Expense:
Increased

Project Title:	Pedestrian Safety / HAWK at Richmond St. and Zenith Ave.
Project Address:	1258 E Zenith Ave, Salt Lake City, UT 84106

Project Description:

This project, a constituent request, will install a HAWK signal at Zenith Avenue's crossing of Richmond Street, a 5-lane street. The Transportation Division has confirmed that a HAWK is the appropriate treatment for this location. The constituent reports that the current pedestrian signs, rectangular rapid flashing beacons (RRFBs) are insufficient for a safe community experience of this crossing:

"My family walks across Richmond daily to get to the daycare on another corner. Many people, including kids, families, and elderly, walk across Richmond to get to daycare, parks, bus stops, the grocery store, and school - Richmond runs through the Nibley Park School District and the 213 bus, which services Highland High School, Westminster University, and the U, has north- and south-bound stops at Richmond and Zenith. Pedestrian traffic is only likely to increase as more apartment buildings and businesses are opened in the growing Brickyard area.... Drivers either don't notice or choose to disregard [the RRFBs]. My family and I often stand at the Zenith corner so long, waiting for all 5 lanes to stop, that we have to hit the pedestrian crosswalk button multiple times."

"In 3 years, I've witnessed at least 5 car accidents, including a car rear-ending a stopped bus and a car rear ending another car that stopped for a pedestrian using the crosswalk. Our backyard fence along Richmond was destroyed because a car went through it. Countless drivers have almost hit other cars or pedestrians, including parents with strollers and kids. Neighbors who signed my CIP petition used the words "scary", "nightmare", and "dangerous" to describe crossing Richmond."



Proposal ID:	483184
Department:	Transportation
Project Type:	Capital
Category:	New - Constituent

Funding Recommendations			
	CDCIP Board	Mayor	Council
General Fund			
Class C Funds			
Impact Fee Funds			
1/4 Cent	\$500,000	\$500,000	

Estimated Future Maintenance and/or Operational Expense:

Other departments and divisions may have increased operating expenses due to this project. These other agencies will be included in the planning and design process.

Project Title:	Three Sport Court Replacements
Project Address:	Citywide, see potential locations below

Project Description:

This project proposes, but is not limited to, replacing or significantly rehabbing (depending on condition) two to three of Salt Lake City's approximately 110 concrete or asphalt sport courts used for tennis, pickleball, basketball, and other activities. This is a programmatic request that Public Lands intends to make each year.

This project will enhance recreational opportunities, prioritize community needs, and revitalize aging and/or failing facilities to create safe and engaging spaces for residents.

Possible court locations include:

- **Westpointe Park Basketball Court:** The current basketball court is undersized for the community it serves and lacks proper play surfacing. The concrete and basketball standards are aging and in need of replacement. Expanding and updating the court will better meet community needs by providing modern, high-quality amenities to an underserved population. Adding an artistic element to the court design could further enhance the sense of community and support local identity.
- **Riverside Park Tennis Courts:** These asphalt courts are showing significant wear, including cracks and peeling surfacing, which hinder playability. Replacing these courts with concrete surfaces and/or possibly converting some to pickleball courts (depending on community feedback) would improve accessibility, ensure safety, and offer a more enjoyable recreational environment for the community.
- **Liberty Park Volleyball Court:** The volleyball court's surface at Liberty Park is deteriorating. As part of a potential public/private partnership, this court may be converted into use for street soccer, or futsal. To support this transition, resurfacing and fencing the court is recommended to ensure a safe play area without disturbing surrounding uses.

If higher priority locations are not possible, alternate locations might include: Sunnyside Park's basketball court, Warm Springs Park's tennis courts, Madsen Park's basketball court, and Victory Park/10th East Senior Center's tennis courts.



Proposal ID:	487355
Department:	Public Lands
Project Type:	Capital
Category:	Renewal

Funding Recommendations			
	CDCIP Board	Mayor	Council
General Fund	\$630,000	\$630,000	
Class C Funds			
Impact Fee Funds			

Estimated Future Maintenance and/or Operational Expense:

Decreased by approximately \$5,000 annually if fully funded. Each court will decrease maintenance costs by approximately \$1,700 annually.

Project Title:	Playground Replacements
Project Address:	Citywide, see potential locations in description

Project Description:
<p>This project will fund replacement of and upgrades to upgraded playground equipment and surfacing that are beyond their safe and serviceable life at up to four parks.</p> <p>Playgrounds typically last 20-25 years. Salt Lake City has 79 playgrounds. Replacing four per year will ensure that children are safer, more engaged, and more consistently able to access play features near their homes and schools, and will allow Public Lands to not only maintain our asset replacement schedule but also reduce possible closures or expenses stopgaps. This is a programmatic request that Public Lands intends to make each year.</p> <p>This programmatic, annual funding request includes playground, surfacing, minor design, permitting, and community engagement costs. If fully funded, up to four of the following playgrounds (in alphabetical order) will be selected based on asset condition, accessibility/ADA needs, efficiencies with other projects, and investment equity: 6th East Mini Park, 11th Avenue Park, Davis Park, Lindsey Gardens Park, Parley's Way Park, Pugsley Ouray Park, Riverside Park, Victory Park.</p>



Proposal ID:	487835
Department:	Public Lands
Project Type:	Capital
Category:	Renewal

Funding Recommendations			
	CDCIP Board	Mayor	Council
General Fund	\$385,000	\$385,000	
Class C Funds			
Impact Fee Funds			

Estimated Future Maintenance and/or Operational Expense:
Decreased, depending on size and type of playground which will be determined during design

Project Title:	Central City 600 East Byway Safety Improvements
Project Address:	450 South 600 East, Salt Lake City, UT 84102

Project Description:

This project, a constituent request, will make safety improvements to 600 East between 900 South at Liberty Park to the connection to N Street at South Temple. This segment of 600 East is already a neighborhood byway.

600 East is one of Salt Lake City's first neighborhood byways; however, this section has seen few safety upgrades apart from improved crossings at 800 South and 900 South. In some parts of the route, there are shared bike lane markings with no traffic calming to force slow speeds (South Temple to 200 South and 600 South to 900 South). Between 200 South and 600 South, there are standard painted bike lanes with no traffic calming. This area has higher traffic volumes that make it more stressful to ride a bike or walk across the street and is the area with the most destinations.

This project would install traffic calming throughout the route, improve walking and biking crossings, and improve the bike lanes at key locations. 600 East is a very important active transportation connection for the Central City community. It provides direct access to 5 grocery stores, a school, multiple retail and dining clusters, Liberty Park, lots of housing and completes a connection from the Lower Avenues through Central City to Liberty Wells.

This project is supported by the Salt Lake City Bicycle and Pedestrian Master Plan, would contribute to SLC's goal of zero deaths and severe injuries by 2035 and reduce emissions for SLC's sustainability goals.

600 E Neighborhood Byway Safety Improvements

Proposal ID:	483165
Department:	Transportation
Project Type:	Capital
Category:	New - Constituent

Funding Recommendations			
	CDCIP Board	Mayor	Council
General Fund			
Class C Funds	\$678,724	\$678,724	
Impact Fee Funds			
¼ Cent	\$177,000	\$177,000	

Estimated Future Maintenance and/or Operational Expense:

Other departments and divisions may have increased operating expenses due to this project. These other agencies will be included in the planning and design process.

Project Title:	Riverside Basketball Court Renovation
Project Address:	Riverside Park, 1490 W 600 N Salt Lake City, UT 84116

Project Description:
<p>The Riverside Basketball Court is a community hub that promotes physical activity and social interaction. However, the current condition of the court is deteriorated, and outdated, affecting its usability and safety.</p> <p>The objectives of this request are to enhance the facility by updating the aesthetics of the basketball court and adding amenities to make it more user friendly. This would improve the overall playing experience for community members as well as foster a better sense of community through recreational activities. Renovating the Riverside Basketball Court can significantly enhance the community's recreational facilities, promote healthy lifestyles, and foster social connections.</p> <p>The scope of work includes:</p> <ul style="list-style-type: none">- Court Construction: Install a durable, post-tension concrete, full court NBA regulation size, with a weather resistant surface. Mark lines for both full and half court play. Customize with an original art mural, as feasible in coordination with the Arts Council.- Hoops: Install at least two new, adjustable basketball hoops to accommodate players of all ages and skill levels.- Additional Amenities: Install fencing, benches, and trash cans to enhance the user and spectator experience.



Proposal ID:	482728
Department:	Public Lands
Project Type:	Capital
Category:	New - Constituent

Funding Recommendations			
	CDCIP Board	Mayor	Council
General Fund	\$79,500	\$79,500	
Class C Funds			
Impact Fee Funds	\$450,500	\$450,500	


Estimated Future Maintenance and/or Operational Expense:
Maintenance costs will increase slightly with a larger court, new surfacing, and more amenities and supportive infrastructure.

Project Title:	PSB EV Charging Expansion
Project Address:	475 S 300 E, Salt Lake City, UT 84111

Project Description:

We are seeking funding for a vital project aimed at upgrading the charging infrastructure at the Salt Lake City Public Safety Building, a central facility for the city's police and fire departments, emergency operations center, and combined dispatch unit. The project involves the installation of (20) new Level 2 charger ports, along with back feeding (10) pre-existing ports within the existing two-floor garage, catering to a fleet of (50) public services, police, and fire vehicles. Following the recommendations from Kimley-Horn & Sawatch, the proposed funding will support the first two phases, which include the installation of a new utility transformer on the east end of the property to facilitate the required electrical service for efficient EV charging. This investment aligns with our commitment to sustainable transportation as outlined in the City's 2020 Electrified Transportation Joint Resolution and positions our city at the forefront of accommodating the evolving needs of our expanding EV fleet.

Most of the costs for the project will be for the additional transformer and associated infrastructure. It should be noted that Sustainability recently accepted a gift that provides the City access to 100 EV chargers at no cost, besides installation. If fully funded, Sustainability may contribute some of the EV chargers for this project rather than purchasing the chargers. The minimal savings will likely be consumed with recent market changes. Any surplus funds will be used to enhance the east surface parking lot with the security and access upgrades needed.



Proposal ID:	487963
Department:	Public Services
Project Type:	Capital
Category:	New

Funding Recommendations			
	CDCIP Board	Mayor	Council
General Fund		\$1,078,807	
Class C Funds			
Impact Fee Funds			

Estimated Future Maintenance and/or Operational Expense:

The anticipated cost for the Facilities Division to maintain is \$0-1,200 per station per year or maintenance could be contracted out for a flat rate of a few hundred dollars per station per year.

Project Title:	Event Infrastructure and Pavilion Replacements for Vibrant, Safe City Parks
Project Address:	Citywide

Project Description:
<p>This project will transform several public parks into vibrant hubs for community gatherings and public events by investing in essential event and gathering infrastructure. If fully funded, the project will replace failing pavilions in select parks ideal for hosting small family and community events and add amenities for all events, such as permanent power distribution boxes, improved lighting, restrooms, and durable areas to accommodate public and private organizers’ stages, vehicles, portable restrooms, or other structures to make our parks more friendly, accommodating, and accommodating for many kinds of events.</p> <p>This is a potential programmatic request that Public Lands intends to make each year.</p> <p>These upgrades will support a variety of activities, from cultural festivals and concerts to volunteer projects and neighborhood celebrations, fostering community connection and enriching public spaces. The benefits of these upgrades are six-fold:</p> <p>(1) Reduce the current maintenance impacts of concentrating every City and special event within the same few parks (2) Reduce event costs for organizers and potential organizers (3) Activate more of our parks, especially those that are otherwise ready to be supportive of more events (open space, parking, etc.) in Council districts that do not traditionally host many events (4) Ensure that our park supply can meet event demand so that there can be more events programmed in our parks every year (5) Minimize environmental impacts of required and mobile event infrastructure (6) Increase accessibility for organizers and participants alike.</p> <p>This initiative aligns with Public Lands’ vision of creating safe, inclusive, and engaging public spaces that strengthen community bonds and enhance quality of life for residents and visitors.</p>



Proposal ID:	487973
Department:	Public Lands
Project Type:	Capital
Category:	New

Funding Recommendations			
	CDCIP Board	Mayor	Council
General Fund			
Class C Funds			
Impact Fee Funds	\$2,597,000	\$2,597,000	

Estimated Future Maintenance and/or Operational Expense:
Net maintenance is anticipated to decrease if pavilion replacement is included. If only new City and special event infrastructure is included, maintenance needs and expenses are expected to increase.

Project Title:	Playground Shade
Project Address:	Citywide, see potential locations below

Project Description:
Funding will allow for the installation of shade cloths/sails over up to five existing playgrounds, listed below. In the summer, playground equipment is often too hot to use by 10 am, particularly in these full-sun playgrounds. By providing shade to the existing playgrounds, the community will enjoy increased use of play equipment for the full day in the summer, and heat-related hazards will be reduced. Shade cloths/sails will also help with the prevention of skin cancer. 1. Meadows Park 2. 17th South River Park 3. 11th Avenue Park (playground replacement included in the Public Lands Department's ADA CIP application for FY 25/26) 4. Sherwood Park 5. Modesto Park (playground upgrades or replacement included in the upcoming Parks GO Bond and CIP-funded improvement projects along the Jordan River corridor) 6. Richmond Park (playground upgrades or replacement included in the upcoming Parks GO Bond and CIP-funded improvement project) 7. Herman Franks Park



Proposal ID:	481191
Department:	Public Lands
Project Type:	Capital
Category:	New - Constituent

Funding Recommendations			
	CDCIP Board	Mayor	Council
General Fund			
Class C Funds			
Impact Fee Funds	\$500,000	\$500,000	

Estimated Future Maintenance and/or Operational Expense:
Increased—each shade installation is anticipated to increase annual playground maintenance costs by \$3,000 per playground.

Project Title:	Rose Park Lane Beautification, Trail, and Safety Improvements
Project Address:	1700 North to 2100 North Rose Park Lane, Salt Lake City, UT 84111

Project Description:
<p>This project would replace and improve the quality of the Rose Park Lane trail, as well as add irrigation, plantings and trees for beautification. This project would address current maintenance challenges, would be an improvement near the Jordan River Parkway Trail, and would improve safety for the families that use this road for biking, walking, and running. The addition of trees along with these improvements would increase shade, reduce air pollution, reduce high summer heat, minimize traffic noise from I-215, and make the trail ADA-compliant. The current condition of the trail makes it unusable and/or inaccessible for most.</p> <p>The entire stretch of Rose Park Lane is highly visible, and in need of beautification. The park strips of Rose Park Lane were plumbed for irrigated years ago at the same time as the Public Utilities basin at 1721 North Morton Dr (Parcel 08221510200000), but the irrigation was never extended the full length of Rose Park Lane and has not worked properly. Beautification of the trail would be visible from I-215, by visitors of the Regional Athletic Complex, and anyone entering Salt Lake City from the 2100 North exist. The addition of plantings and the replacement of the trail will create a safer and more beautiful Rose Park Lane.</p>



Proposal ID:	481191
Department:	Public Lands
Project Type:	Capital
Category:	New - Constituent

Funding Recommendations			
	CDCIP Board	Mayor	Council
General Fund		\$680,000	
Class C Funds			
Impact Fee Funds			

Estimated Future Maintenance and/or Operational Expense:
Increased by approximately \$6,000 annually

Project Title:	Concord St to Alzheimer's Jordan River Cleanup
Project Address:	This project would include multiple city owned parcels: 229 S Concord St. Salt Lake City, UT 84104 (Parcel # 15021550010000) 231 S Concord St. Salt Lake City, UT 84104 (Parcel # 15021550020000) 228 South 1200 W Salt Lake City, UT 84104 (Parcel # 15021560020000)

Project Description:

This area of the river corridor is made up of city-owned properties at the end of Concord St. and Pierpont Ave that provide possible access to the river from Concord Street, as well as the properties on the east side of the river. The benefits of this project may include easier access to and near the Jordan River, improved safety and care of the City's property, and more positive activity along the river in line with the recommendations, vision, and goals of the Emerald Ribbon Action Plan.

If fully funded, the scope of the request will:

- 1) Create a new public nature space on the west side of Alzheimer's Park/Jordan River
- 2) Add improvements to the walkway on 300 S to increase comfort and walkability to/from the Jordan River Trail for people west of the river
- 3) Depending on Army Corps and County Flood Control feedback, conduct a feasibility study for a bridge connecting the east and west sides of the river south of the I-80 bridge over the river



Proposal ID:	481401
Department:	Public Lands
Project Type:	Capital
Category:	New - Constituent

Funding Recommendations			
	CDCIP Board	Mayor	Council
General Fund			
Class C Funds			
Impact Fee Funds	\$480,000	\$480,000	

Estimated Future Maintenance and/or Operational Expense:

Increased annual maintenance by approximately \$6,000.

Project Title:	Civic Campus and Green Loop Implementation
Project Address:	Salt Lake City right-of-way at 200 East from approximately 350 South to 550 South (A primary focus is the Civic Block of 200 East between Washington Square and Library Square. Intersections north and south of the block will be included, as will some length of the block to the north and south)

Project Description:
Where the Civic Campus and Green Loop intersect, there is a valuable opportunity to create an iconic and vibrant event space in the heart of downtown. This request of \$3,000,000 represents approximately 20% of the projected project construction cost and serves as seed money for alternative funding sources. The project that will be constructed is being designed with FY 24/25 CIP funding.
The Green Loop project reimagines part of the City's underutilized public rights-of-way as functional and recreational green space with stormwater management, surface flood control, pollinator habitat, and human well-being incorporated into the public realm right-of-way.
Transformation of the public right-of-way requires construction of both above-ground improvements (sidewalks, paths, bikeways, plazas, roadway, forest, plantings, park features, and rain gardens) and below-ground infrastructure (public and private utilities). Project costs include design and construction of above-ground green space, roadway reconstruction, traffic signals, and some utility (public and private) relocation on 200 East from approximately 350 South to 550 South.
The intent of this application is to allocate funding to bring strategic segments of the Green Loop to construction as early as 2026, particularly where there are timely opportunities to leverage nearby active projects, grant funds, and/or philanthropy.
Since 2019, Salt Lake City's multi-departmental Green Loop project team, comprised of staff from Community and Neighborhoods, the Mayor's Office, Public Lands, Public Services, and Public Utilities has been collaborating to bring this complex project to reality. In 2024, concept design for 200 East was completed. Further design for the Civic Block will integrate the Green Loop with Library Square visioning.



Proposal ID:	486210
Department:	Public Lands
Project Type:	Capital
Category:	New

Funding Recommendations			
	CDCIP Board	Mayor	Council
General Fund		\$99,500	
Class C Funds			
Impact Fee Funds	\$2,760,500	\$2,900,500	

Estimated Future Maintenance and/or Operational Expense:
Increased; Maintenance and operational costs and needs will be developed and considered during the design process and the generation of the "Project Development and Public Space Management Guidelines", on which work was authorized to begin by the City Council on January 21, 2025.

Project Title:	Cost Overrun
Project Address:	Citywide

Project Description:
Funding set aside to cover unforeseen costs of projects.



Proposal ID:	NA
Department:	
Project Type:	Overrun
Category:	New

Funding Recommendations			
	CDCIP Board	Mayor	Council
General Fund		\$223,171	
Class C Funds			
Impact Fee Funds			

Estimated Future Maintenance and/or Operational Expense:
None

Project Title:	Percent for Art
Project Address:	Citywide

Project Description:
Funding set aside to provide art at City developed projects.



Proposal ID:	NA
Department:	
Project Type:	Art
Category:	New

Funding Recommendations			
	CDCIP Board	Mayor	Council
General Fund		\$167,378	
Class C Funds			
Impact Fee Funds			

Estimated Future Maintenance and/or Operational Expense:
None

An aerial photograph of a lush green golf course. A winding river flows through the right side of the frame, bordered by dense trees. Long shadows are cast across the grass, indicating it is either early morning or late afternoon. In the background, a city is visible at the base of a range of mountains under a clear blue sky.

Enterprise Fund *Capital Projects*

This page intentionally left blank

The Department of Airports

The Department of Airports is an enterprise fund of Salt Lake City Corporation and does not receive any general fund revenues to support the operation of the City's system of airports. The Department of Airports (the Airport) has 674 employee budgeted positions and is responsible for managing, developing, and promoting airports that provide quality transportation facilities and services, and a convenient travel experience.

The Fiscal Year 2026 budget continues to see modest growth in enplanements, revenues, as well as expenditures. The Salt Lake City International Airport (SLCIA) continues to benefit from the Bipartisan Infrastructure Law (BIL) grants awarded for FY2025. The BIL grants, along with the Airport Improvement Program (AIP) grants, and the Airport Terminal Program (ATP) grants, will continue to provide much needed and critical funding for airport capital infrastructure projects that are moving from design into actual construction. The Airport will be bringing on ten gates located on Concourse B in October 2025. These openings bring additional staffing and maintenance staff requirements while seeing the complete elimination of the remaining hardstand operations.

The developed FY26 budget continues to provide positive financial benefits with increased passengers and revenues that help offset increased operating expenses. The Airport will continue to fund important capital projects. These projects include Phase III and Phase IV of construction of gates on Concourse B. In addition, critical projects found in the airfield, landside, and auxiliary airports will continue to be funded to ensure that all Airport's owned facilities keep up with critical infrastructure to support the growth we are currently experiencing as well as the growth we are projecting into future years.

Project Title:	Dock 3 Door Replacement
-----------------------	-------------------------

Project Description:
This project will replace the existing 22 x 14 foot, 8,000 lb. overhead coil door at Dock 3 for the trash and recycling bins, with a double door system similar to what is at Dock 1. It would be preferable to use a sectional door in lieu of a coiling door similar to what is being installed on newer facilities at the Airport. Work will include removal of the existing overhead door, Installation of an 8" x 12" tube steel post in the middle of the opening, and installation of (2) 10'-4" wide doors.


Project Justification:
Dock 3 is the only dock that has a single coil door for both compactors. This door is heavy and problematic and if the door gets stuck and can't be opened, both compactors cannot be dumped. Installing sectional doors would make maintenance easier as it would match with the majority of other doors at the Airport.

Design Start Date	Construction Start Date	Project Completion Date
July 2025	April 2026	July 2026

Construction Cost	Design, Construction Admin., & Inspection	Testing	Expenses	Contingency	Estimated Cost at Completion
\$245,000	\$77,000	\$2,000	\$2,000	\$74,000	\$400,000

AIP Funds	PFC Funds	CFC Funds	GARBS	Airport Funds
				\$400,000

PROJECT LOCATION



Project Title:	Gateway Skybridge Door Replacement
-----------------------	------------------------------------

Project Description:
This project will replace the 7 foot tall, 12,000 lb. overhead coiling fire doors on the north end of the skybridges at the Terminal building. The preference would be to replace them with a similar design to what is installed in the passenger tunnels, with a roll-up door in the middle, and double doors on each end. The double doors would be on magnetic hold-opens.

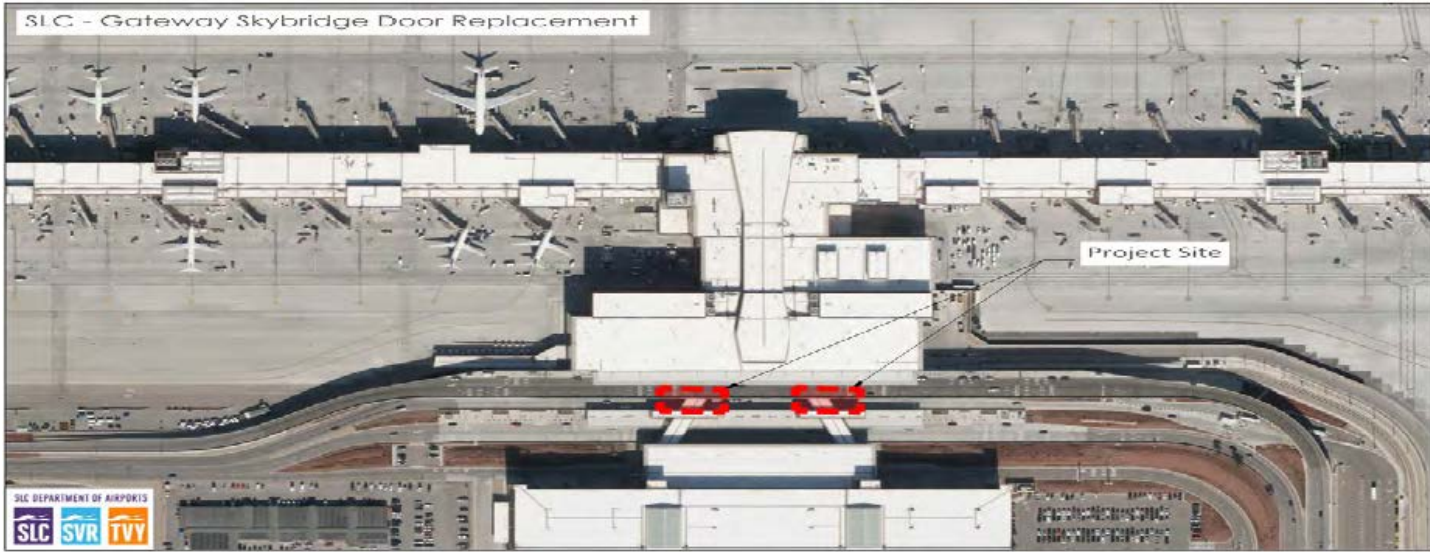
Project Justification:
The overhead coil doors at the Terminal to Gateway Skybridges are extremely heavy, have long lead times, and are dangerous to operate and maintain. Each door has built-in personnel access doors to allow pass-through when lowered, and these have already sustained some damage due to raising and lowering for testing. Installing permanent personnel doors lowers operational and maintenance costs and ensures operational use in the event of a fire. Additionally, if they fail, it will take months to repair and the entire bridge will need to be shut down. The new configuration would allow the bridges to remain operational by using the double doors in the event that the coiling door in the middle needed to be shut down for repairs.

Design Start Date	Construction Start Date	Project Completion Date
7/1/2025	April 2026	October 2026

Construction Cost	Design, Construction Admin., & Inspection	Testing	Expenses	Contingency	Estimated Cost at Completion
\$1,025,000	\$164,000	\$10,000	\$10,000	\$308,000	\$1,517,000

AIP Funds	PFC Funds	CFC Funds	GARBS	Airport Funds
				\$1,517,000

PROJECT LOCATION



Project Title:	34R Glycol Pump Station Modifications
-----------------------	---------------------------------------

Project Description:

The pumps, valves and controls in the 34R glycol pump station have been in service for over 25 years and are approaching the end of their service life. The control panel components are obsolete and the pumps and valves are showing signs of deterioration due to the corrosive nature of the deicing fluid. New pumps and controls will be more efficient, require less maintenance, and safeguard against system failure. This pump station receives all of the runoff from the Taxiway L and 34R deicing pads. Any kind of equipment failure at this station would cripple

Project Justification:

This glycol pump station was put into service in 1997. The pumps, valves and controls are antiquated and need to be replaced. A budget quote from The Coombs-Hopkins Company, the local Gorman Rupp pump distributor, was provided for replacement of all the existing equipment inside the pump station. No excavation is anticipated and the existing underground piping and electrical would remain in place and be reused. Due to the long lead times for the equipment, purchasing the equipment in advance would allow the airport to control the timeline since the pump station is critical to airport operations. The construction contract would be to install the owner furnished equipment similar to other glycol pump station projects done in the past.

Design Start Date	Construction Start Date	Project Completion Date
July 2025	April 2026	September 2026

Construction Cost	Design, Construction Admin., & Inspection	Testing	Expenses	Contingency	Estimated Cost at Completion
\$270,000	\$200,000	\$3,000	\$200,000	\$54,000	\$727,000

AIP Funds	PFC Funds	CFC Funds	GARBS	Airport Funds
				\$727,000

PROJECT LOCATION

Project Title:	Taxiways A&B Modifications (Design)
-----------------------	-------------------------------------

Project Description:
Islands will be defined and created between Taxiways A and B at 1 West and 2 West. The project will also require Taxiway B nomenclature changes that will update other signs along Taxiways A and B. The project will install the required electrical infrastructure for lights and signs, repair any damaged pavement in the area, and install new striping to bring the intersections into compliance.

Project Justification:
FAA Part 139 inspectors have recommended several changes to the islands on Taxiways A and B at 1 West and 2 West to enhance safety. This project will construct those changes to bring the airfield into compliance under FAR Part 139.

Design Start Date	Construction Start Date	Project Completion Date
July 2025	July 2026	December 2026

Construction Cost	Design, Construction Admin., & Inspection	Testing	Expenses	Contingency	Estimated Cost at Completion
\$2,259,000	\$361,000	\$45,000	\$2,000	\$339,000	\$3,006,000

AIP Funds	PFC Funds	CFC Funds	GARBS	Airport Funds
\$1,974,000				\$1,032,000

PROJECT LOCATION



Project Title:	Truck Water Fill Station
-----------------------	--------------------------

Project Description:

This project will install a 3-inch water service and meter to quickly fill large capacity Airport maintenance equipment near the vehicle wash facility at North Support for use during runway rubber and paint removal operations. Work will include asphalt pavement removal, unclassified excavation, a water service connection, back-flow prevention, installation of approximately 100 linear feet of 3-inch diameter PVC waterline, placement and compaction of engineered fill, and asphalt patching.

Project Justification:

In the past, fire hydrants were used to fill up large capacity equipment used for airfield maintenance. However, Public Utilities has determined that this practice is no longer acceptable and is requiring a metered connection. It is important to efficiently refill equipment and get it back to work, especially during runway maintenance closures. Airport maintenance equipment that will use this water service includes four (4) high pressure paint and rubber removal trucks, each with a capacity of 3,000 gallons of water, which need to be filled multiple times during a shift.

Design Start Date	Construction Start Date	Project Completion Date
July 2025	April 2026	June 2026

Construction Cost	Design, Construction Admin., & Inspection	Testing	Expenses	Contingency	Estimated Cost at Completion
\$160,000	\$45,000	\$2,000	\$5,000	\$48,000	\$260,000

AIP Funds	PFC Funds	CFC Funds	GARBS	Airport Funds
				\$260,000

PROJECT LOCATION

Project Title:	SVRA Control Tower NEPA & Siting Study
-----------------------	--

Project Description:
The recent Master Plan conducted for South Valley Regional Airport (SVRA) has identified that the design and construction of a modern and efficient control tower at SVRA is essential for the safe and smooth management of air traffic operations. This project will begin this process by providing the funding necessary to complete the NEPA process and a Siting Study that are required by the FAA.

Project Justification:
Airports with similar airspace challenges as South Valley Regional Airport (SVRA) generally have an Airport Traffic Control Tower (ATCT) if they have more than 200 based aircraft and/or 80,000 operations. SVRA has approximately 100,000 annual operations and 177-based aircraft. Based on a conversation with the FAA Airport District Office (ADO), SVRA has exceeded the eligibility benchmarks and needs to begin planning for this tower.

Design Start Date	Construction Start Date	Project Completion Date
July 2025	N/A	November 2027

Construction Cost	Design, Construction Admin., & Inspection	Testing	Expenses	Contingency	Estimated Cost at Completion
	\$1,000,000				\$1,000,000

AIP Funds	PFC Funds	CFC Funds	GARBS	Airport Funds
\$950,000				\$50,000

PROJECT LOCATION



Project Title:	SVRA Dual Taxiways
-----------------------	--------------------

Project Description:

Construction of two new parallel Group II taxilanes at South Valley Regional Airport (SVRA) is needed to support continued corporate and T-Hangar development as shown on the airport's Master Plan. This project will support future development of the airport and continued migration of piston aircraft away from SLCIA to support the future FBO operator. Work will consist of unclassified excavation, stabilization, import of engineered fill, asphalt placement, and striping.

Project Justification:

This project will provide access from Taxiways A and B to the airport's future hangar development areas. This taxilane is a key access point for the continued expansion of the airport. With the overwhelming demand for both corporate and T-hangars, this project will provide an essential access into the area to enable new hangar development at SVRA.

Design Start Date	Construction Start Date	Project Completion Date
July 2025	June 2026	October 2026

Construction Cost	Design, Construction Admin., & Inspection	Testing	Expenses	Contingency	Estimated Cost at Completion
\$3,948,000	\$624,000	\$79,000	\$2,000	\$790,000	\$5,443,000

AIP Funds	PFC Funds	CFC Funds	GARBS	Airport Funds
\$913,500				\$4,529,500

PROJECT LOCATION

Project Title:	Economy Lot Pavement Reconstruction (Design)
-----------------------	--

Project Description:
This project is part of the ongoing Pavement Management Program to maintain the Airport's pavement network at an acceptable level of service while minimizing the cost of maintenance and rehabilitation. Work includes a geotechnical investigation in the west portion of the Economy Parking Lot to evaluate pavement distresses and provide recommendations for reconstruction and pavement design.

Project Justification:
Various roads and parking lots throughout the Airport campus are showing signs of distress and require corrective action to avoid further aging and deterioration. The pavement in the west portion of the Economy Parking Lot is approximately 20-years old and has reached the end of its useful life.

Design Start Date	Construction Start Date	Project Completion Date
July 2025	April 2026	October 2026

Construction Cost	Design, Construction Admin., & Inspection	Testing	Expenses	Contingency	Estimated Cost at Completion
	\$374,000				\$374,000

AIP Funds	PFC Funds	CFC Funds	GARBS	Airport Funds
				\$374,000

PROJECT LOCATION



Project Title:	Economy Lot Pavement Rehabilitation
-----------------------	-------------------------------------

Project Description:
This project is part of the ongoing Pavement Management Program to maintain the airport's pavement network at an acceptable level of service while minimizing the cost of maintenance and rehabilitation. The project will consist of surface preparation, crack sealing, asphalt seal coat, pavement markings, and isolated full depth repairs in the Economy Parking Lot.

Project Justification:
Various roads and parking lots throughout the airport campus are showing signs of distress and require corrective action to avoid further aging and deterioration. Maintaining and preserving a pavement in "Good" condition versus rehabilitating a pavement in "Fair to Poor" condition is four to five times less expensive and increases pavement useful life.

Design Start Date	Construction Start Date	Project Completion Date
July 2025	May 2026	September 2026

Construction Cost	Design, Construction Admin., & Inspection	Testing	Expenses	Contingency	Estimated Cost at Completion
\$1,119,000	\$259,000	\$22,000	\$10,000	\$168,000	\$1,578,000

AIP Funds	PFC Funds	CFC Funds	GARBS	Airport Funds
				\$1,578,000

PROJECT LOCATION



Project Title:	Economy Parking Lot EVCS
-----------------------	--------------------------

Project Description:

SLCDA has created a Master Plan for a phased installation program of Electric Vehicle Charging Stations (EVCS) relative to the annual purchase of electric vehicles in Utah. In the past, the airport has received rebates from Rocky Mountain Power which have reimbursed a percentage of the cost to purchase and install EVCSs on the airport campus. This year the airport will apply for funding incentives to install twenty (20) dual port Level 2 EVCS in the Economy Parking Lot. This will require new electrical switchgear and panel boards along with all associated electrical feeders, conduits, equipment racks, and housekeeping pads. Work includes trenching, conduit, wire installation and new concrete/asphalt patching. The project will include rough in electrical for a future gate at the entrance to the lot in the event the public is charged for electric vehicle charging service.

Project Justification:

Salt Lake City is designated as a Serious Non-attainment Area for EPA's 24-hour standard for particulate matter PM2.5. Fine particulate matter, or PM2.5 is an air pollutant resulting from motor vehicle emissions that contribute to respiratory problems. This project will promote additional options for sustainable transportation and will reduce area emissions that contribute to fine particulate matter. The airport is proposing to install twenty (20) dual port Level 2 EVCS in the Economy Parking Lot. The presence of electric vehicle charging infrastructure supports the decision by airport employees and the traveling public to purchase electric vehicles and reduce their anxiety surrounding electric vehicle usage.

Design Start Date		Construction Start Date		Project Completion Date	
July 2025		April 2026		November 2026	

Construction Cost	Design, Construction Admin., & Inspection	Testing	Expenses	Contingency	Estimated Cost at Completion
\$804,000	\$53,000	\$2,000	\$2,500	\$201,000	\$1,062,500

AIP Funds	PFC Funds	CFC Funds	GARBS	Airport Funds
\$900,000				\$1,062,500

PROJECT LOCATION

Project Title:	Electric Vehicle Charging Infrastructure - Phase V (FY26)
-----------------------	---

Project Description:

The Salt Lake City Department of Airports has developed a Master Plan for the phased installation of Electric Vehicle Charging Stations (EVCS) in alignment with the growing annual purchase of electric vehicles in Utah. To support this transition, new infrastructure is necessary. This project involves installing two (2) Level 3 charging stations and five (5) Level 2 charging stations in the proposed south employee parking lot. The scope of work includes providing new primary power service, electrical switchgear, branch circuits, and concrete flatwork.

Project Justification:

Salt Lake City is designated as a Serious Non-attainment Area for EPA's 24-hour standard for particulate matter PM2.5. Fine particulate matter, or PM2.5 is an air pollutant resulting from motor vehicle emissions that contribute to respiratory problems. This project will promote additional options for sustainable transportation and will reduce area emissions that contribute to fine particulate matter. The airport will be applying for AIP grants annually to offset the costs associated with this work. This project is a placeholder for when these grants are awarded.

Design Start Date	Construction Start Date	Project Completion Date
July 2025	April 2026	August 2026

Construction Cost	Design, Construction Admin., & Inspection	Testing	Expenses	Contingency	Estimated Cost at Completion
\$810,000	\$65,000	\$8,000	\$50,000	\$243,000	\$1,176,000

AIP Funds	PFC Funds	CFC Funds	GARBS	Airport Funds
\$750,000				\$426,000

PROJECT LOCATION

Project Title:	PAB Electrical Equipment Upgrade
-----------------------	----------------------------------

Project Description:

The Parking Administration Building (PAB) electrical equipment has reached the end of its life expectancy and is in need of replacement. This project will replace the existing uninterruptible power supply (UPS), the automatic transfer switch, and emergency generator because replacement parts have become difficult to procure. Along with replacing these items, it will be necessary to connect additional existing electrical circuits to the new UPS and generator to ensure seamless operation during utility power outages. Additional IT servers, data switches, and parking vendor (SP+) equipment needs to be connected to the building UPS instead of the existing stand alone rack mounted UPS.

Project Justification:

The existing electrical equipment that supports the HUB Parking system is approximately 20 years old and spare parts are difficult to procure. If the equipment fails due to power outages, it will cause major delays in vehicles exiting the parking toll plaza as well as a loss in parking lot revenue.

Design Start Date	Construction Start Date	Project Completion Date
July 2025	November 2026	December 2027

Construction Cost	Design, Construction Admin., & Inspection	Testing	Expenses	Contingency	Estimated Cost at Completion
\$507,000	\$101,000	\$5,000	\$5,000	\$127,000	\$745,000

AIP Funds	PFC Funds	CFC Funds	GARBS	Airport Funds
				\$745,000

PROJECT LOCATION

Project Title:	Rental Car Overflow Storage Lot Improvements
-----------------------	--

Project Description:
This project will expand and secure rental car overflow storage parking at the old Continental Reservations Building site along North Temple. This includes removal of landscaping, grading, fencing improvements, and placing of asphalt millings around the existing asphalt areas expanding the area to be subdivided between rental car companies. The existing lot has limited use due to portions being located in the Runway Protection Zone (RPZ). The improvements will provide approximately 3.25 acres of overflow rental car storage.

Project Justification:
On-site rental car companies need storage space during slow rental periods and/or during fleet exchanges that usually occur twice a year. Rental car companies are hesitant to park/store vehicles in unsecure remote lots due to theft and vandalism. Ground Transportation utilizes the North Temple area for staging Transportation Network Companies (TNC) and other Ground Transportation (GT) providers. When this GT function moves, it will be beneficial to make improvements such as placing a surface of millings and adding fencing so that the property can generate income as it will be leased by rental car operators.

Design Start Date		Construction Start Date		Project Completion Date	
July 2025		May 2026		August 2026	
Construction Cost	Design, Construction Admin., & Inspection	Testing	Expenses	Contingency	Estimated Cost at Completion
\$834,000	\$173,000	\$5,000	\$20,000	\$167,000	\$1,199,000
AIP Funds	PFC Funds	CFC Funds	GARBS	Airport Funds	
		\$1,199,000			

PROJECT LOCATION



Project Title:	Rental Car QTA Equipment Replacement
-----------------------	--------------------------------------

Project Description:

The rental car Quick Turn Around (QTA) has been operational since March 2016 and systems are wearing out and beginning to fail. Needed projects include: new vacuum system to increase the capacity of the exhaust fans and to reduce excessive heat in the main vacuum room where the heat is damaging mechanical components; replacing the radiant tube heaters in the QTA and Rental Service Sites (RSS) with exterior rated and updated heaters; replacing aging QTA HVAC systems with updated Mitsubishi split systems; replacing current pressure washers in wash bays with new water cannons to eliminate the need for car wash prep stations; and replacing existing LG VRF (Variable Refrigerant Flow or Heat Pump) systems with a Mitsubishi system in the RSS sites and replacing associated piping.

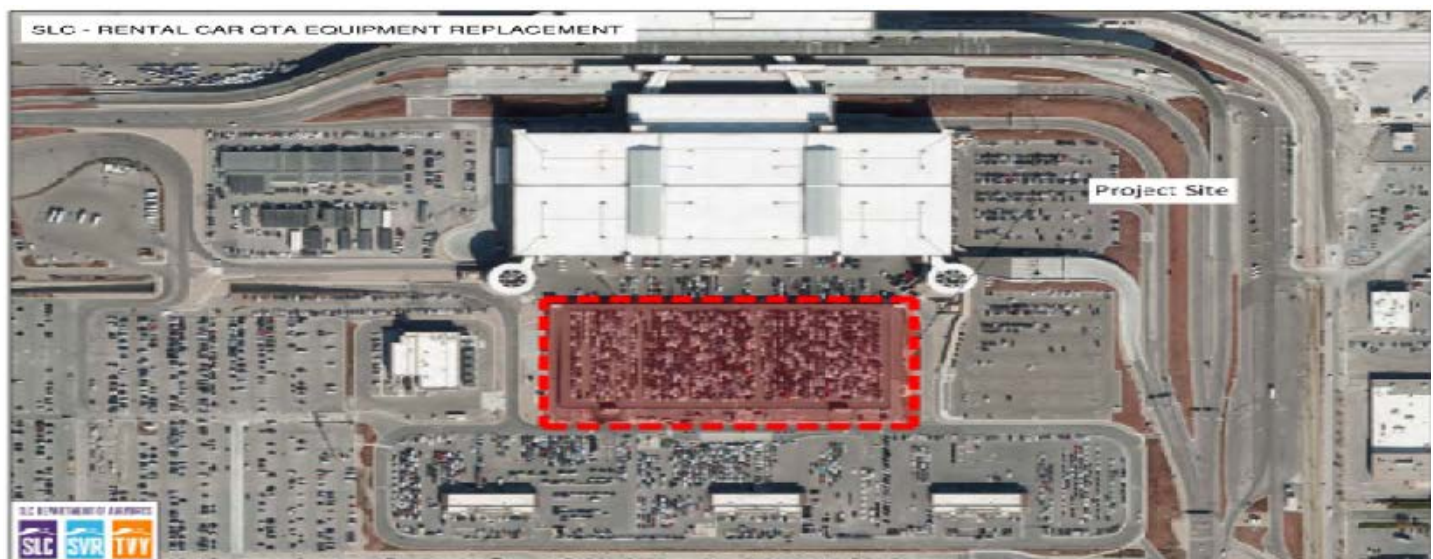
Project Justification:

The QTA building belongs to the airport and needs to remain fully functional to accommodate the rental car operations that serve our customers. Failure to maintain the building and systems will result in malfunctions which would negatively impact the ability of our providers to have vehicles ready to rent in a timely fashion to arriving customers with reservations. Most of the equipment is used on a daily basis and is becoming expensive and almost impossible to repair.

Design Start Date	Construction Start Date	Project Completion Date
July 2025	February 2026	October 2026

Construction Cost	Design, Construction Admin., & Inspection	Testing	Expenses	Contingency	Estimated Cost at Completion
\$2,394,000	\$287,000	\$24,000	\$24,000	\$479,000	\$3,208,000

AIP Funds	PFC Funds	CFC Funds	GARBS	Airport Funds
		\$3,208,000		

PROJECT LOCATION

Project Title:	Rental Car Reallocation
-----------------------	-------------------------

Project Description:

This project will reallocate space for rental car companies in the Gateway as well as in the Ready Return area on the first level of the Parking Garage by adjusting the fencing and barricades between the Parking Garage and QTA and rearranging fences, walls, and doors in the Service Site area. There are currently 7 separate areas for rental car companies in the Gateway; the walls and counter space will be readjusted to accommodate 5 rental car companies. This will include the removal of one wall between brands as well as adding a wall. In the Ready Return area of the Parking Garage, one exit booth will be removed, three new return lanes with "tiger teeth" will be added, one new exit booth will be added, existing exit booths will be moved, and barricades rearranged. At the QTA, fencing will be rearranged, a new fence added, and barricades modified. At the Service Site, fences will be repositioned around the parking areas and doors will be changed for the new arrangement.

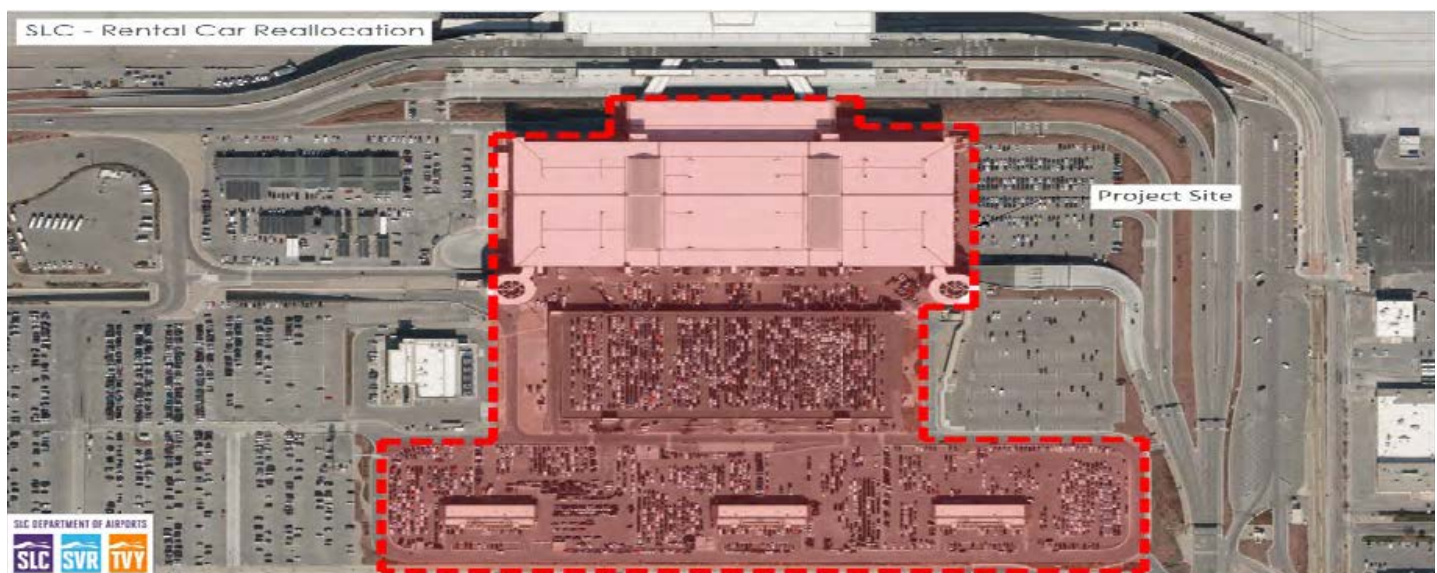
Project Justification:

The current ready return area is approximately 600 stalls short of the justified demand for on-site rental cars. This deficit will grow to over 800 stalls by 2037. With the upcoming solicitation for a new rental car agreement, it is necessary to begin planning for rental car growth to accommodate new entrants and current deficits in rental car space.

Design Start Date	Construction Start Date	Project Completion Date
July 2025	November 2025	June 2026

Construction Cost	Design, Construction Admin., & Inspection	Testing	Expenses	Contingency	Estimated Cost at Completion
\$1,175,000	\$143,000	\$7,000	\$7,000	\$169,000	\$1,500,000

AIP Funds	PFC Funds	CFC Funds	GARBS	Airport Funds
		\$1,500,000		

PROJECT LOCATION

Project Title:	SkyChef Building Demolition
-----------------------	-----------------------------

Project Description:
This project will include the demolition of the existing LSG SkyChef building and associated infrastructure, including the removal of adjacent site materials, footings, and foundation elements. All demolition debris will be hauled off site and disposed of as required. Existing utilities will be capped and/or removed as necessary. Clean fill dirt will be brought in and compacted to bring the site back to grade level. A gravel top course will make the site level with surrounding site elements such as landscaping, concrete, and asphalt. The total area affected is approximately 51,875 s.f.

Project Justification:
The current ready return area is approximately 600 stalls short of the justified demand for on-site rental cars. This deficit will grow to over 800 stalls by 2037. With the upcoming solicitation for a new rental car agreement, it is necessary to begin planning for rental car growth to accommodate new entrants and current deficits in rental car space.

Design Start Date	Construction Start Date	Project Completion Date
July 2025	April 2026	August 2026

Construction Cost	Design, Construction Admin., & Inspection	Testing	Expenses	Contingency	Estimated Cost at Completion
\$1,515,000	\$182,000	\$15,000	\$15,000	\$379,000	\$2,106,000

AIP Funds	PFC Funds	CFC Funds	GARBS	Airport Funds
		\$2,106,000		

PROJECT LOCATION



Project Title:	2300 West Realignment
-----------------------	-----------------------

Project Description:
This project involves site development within General Aviation Zone 3, located on the east side of Salt Lake City International Airport (SLCIA), to facilitate future expansion. Work includes construction of a new access road, removal of existing pavements, and relocation of existing utilities.

Project Justification:
With unprecedented demand for corporate hangar developments at the SLCIA, the airport is quickly running out of development ready sites for hangars. Without this project, the site will remain unsuitable for development, and the airport may experience a loss of revenue, as well as the potential forfeiture of future leasable assets at this location.

Design Start Date	Construction Start Date	Project Completion Date
July 2025	April 2026	August 2026

Construction Cost	Design, Construction Admin., & Inspection	Testing	Expenses	Contingency	Estimated Cost at Completion
\$1,515,000	\$323,000	\$30,000	\$25,000	\$303,000	\$2,196,000

AIP Funds	PFC Funds	CFC Funds	GARBS	Airport Funds
				\$2,196,000

PROJECT LOCATION



Project Title:	NWS Sewer Main Replacement
-----------------------	----------------------------

Project Description:
This project will replace the sewer lateral at the National Weather Service building located on the east side of the Airport at 2242 West North Temple between the building and the City's main line. The sewer lateral is approximately 120 feet long and goes through the landscaping, asphalt parking lot, sidewalk, and curbing.

Project Justification:
The lateral sewer line that exits from the National Weather Service building has several large bellies in it causing sewage to get stuck resulting in backups inside the building. The existing line requires increased maintenance and periodic jetting with the concern of damage to tenant space and equipment.

Design Start Date	Construction Start Date	Project Completion Date
July 2025	September 2025	November 2025

Construction Cost	Design, Construction Admin., & Inspection	Testing	Expenses	Contingency	Estimated Cost at Completion
\$98,000	\$60,000	\$2,000	\$10,000	\$29,000	\$199,000

AIP Funds	PFC Funds	CFC Funds	GARBS	Airport Funds
				\$199,000

PROJECT LOCATION



Project Title:	Terminal Drive Resurfacing
-----------------------	----------------------------

Project Description:

This project includes a 2-inch mill and overlay on Terminal Drive and associated ramps with localized repairs to address fatigue cracking. Three exit ramps along Terminal Drive will also be reconstructed due to a considerable amount of load-related distresses. Work includes traffic management, asphalt milling, reconditioning of the existing base course, unclassified excavation, placement of engineered fill, asphalt paving, and the application of pavement markings.

Project Justification:

As the primary entrance and exit to the airport, Terminal Drive has a Pavement Condition Index (PCI) rating of 65 and 63 with local areas like the 3700 West off-ramp being as low as 28, indicating pavement in "Very Poor" to "Fair" condition. If this project is delayed much longer, the roadway will likely need a more costly partial reconstruction due to damage to the base courses. Maintaining this critical roadway is an important part of providing access to the terminal.

Design Start Date	Construction Start Date	Project Completion Date
July 2025	April 2026	October 2026

Construction Cost	Design, Construction Admin., & Inspection	Testing	Expenses	Contingency	Estimated Cost at Completion
\$1,908,000	\$349,000	\$38,000	\$25,000	\$286,000	\$2,606,000

AIP Funds	PFC Funds	CFC Funds	GARBS	Airport Funds
				\$2,606,000

PROJECT LOCATION

The Salt Lake City Golf Division

The Golf Division operates seven full-service golf courses at six Salt Lake City locations providing quality recreational experiences at a competitive price for Salt Lake City residents and visitors from surrounding cities and various out of state locations. Golf Course Capital Projects are funded, primarily, from excess revenue generated by user fees. The Golf Division has produced excess revenue over the past 3 years and is able to begin re-investing funds into long-overdue projects.

In addition, for the FY22 budget the Golf Division implemented a Golf CIP Fee increase from \$1 to \$2 per every 9 holes played to bring more capital into the Golf CIP Fund to increase funding from this source for additional future projects.

The Golf Division has budgeted \$13,612,735 for Capital Improvement Projects in FY26. The Golf Division is in the middle of a multi-year project to improve tee box hitting surfaces by re-leveling and re-sodding many of the tee box areas at each course and has allocated \$60,000 in FY26 from the Golf CIP Fund. The Golf Division is in the middle of a multi-year project to repair existing cart paths and construct some new carts paths and has allocated \$625,000 for FY26. The Golf Division will undergo a major project installing a new irrigation system at the Rose Park golf course (\$5,500,000) and Nibley Park golf course (\$3,000,000). Other significant projects include new maintenance buildings at Bonneville and Rose Park, on-course restrooms at 4 golf courses and driving range hitting facility at Glendale golf course.

As part of a multi-year plan to upgrade vital maintenance equipment at all courses, the Golf Division will be using \$501,328 in FY26 to purchase additional equipment.

Project Title:	Cart Path Improvements
Project Address:	All 6 SLC Golf Courses

Project Description:
The Golf Division will be doing cart path improvements at all 6 courses (\$625,000). Well-maintained golf cart paths are critical for the overall customer experience and for helping to preserve golf course playing conditions. The existing paths are decades behind receiving proper repair and expansion. Additionally, with slight modifications, many cart paths can be used by non-golfers during the off season or other times when conditions are not ideal for golf.



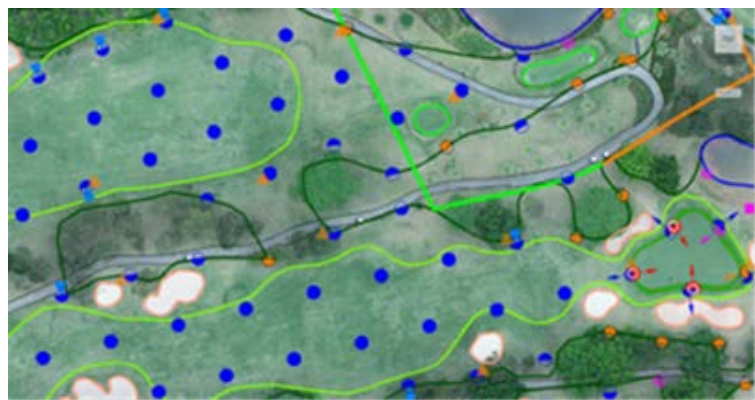
Proposal ID:	
Department:	Public Lands - Golf
Project Type:	Improvement
Category:	Capital

Funding Recommendations			
	CDCIP Board	Mayor	Council
Golf CIP Funds		\$625,000	

Estimated Future Maintenance and/or Operational Expense:
Future maintenance and operational expenses for the replacement of these already existing assets are developed within the Golf’s annual operational budgets.

Project Title:	Irrigation Improvements – Rose Park
Project Address:	Rose Park

Project Description:
The Golf Division will be doing irrigation improvements at Rose Park (\$5,500,000). The current mainline system is as old as 65 years and is in desperate need of replacement. This project also includes a turfgrass reduction plan and some redesign of certain holes to allow for a more efficient system, utilizing fewer heads and potential water use reduction of up to 40%.



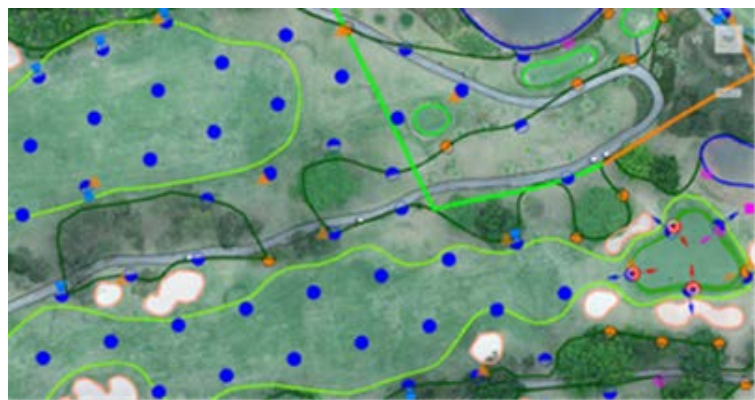
Proposal ID:	
Department:	Public Lands - Golf
Project Type:	Improvement
Category:	Capital

Funding Recommendations			
	CDCIP Board	Mayor	Council
Golf CIP Funds		\$5,500,000	

Estimated Future Maintenance and/or Operational Expense:
Future maintenance and operational expenses for the replacement of these already existing assets are developed within the Golf's annual operational budgets.

Project Title:	Irrigation Improvements – Nibley Park
Project Address:	Nibley Park

Project Description:
The Golf Division will be making irrigation improvements at Nibley Park (\$3,000,000). The Nibley Park golf course is currently the only golf course in the state that is still irrigated manually. A new system will provide needed control and efficiency providing annual water use reductions.



Proposal ID:	
Department:	Public Lands - Golf
Project Type:	Improvement
Category:	Capital

Funding Recommendations			
	CDCIP Board	Mayor	Council
Golf Operating Fund		\$3,000,000	

Estimated Future Maintenance and/or Operational Expense:
Future maintenance and operational expenses for the replacement of these already existing assets are developed within the Golf's annual operational budgets.

Project Title:	Maintenance Buildings
Project Address:	Bonneville, Rose Park

Project Description:
The Golf Division will be building new maintenance buildings for Bonneville and Rose Park golf courses (\$1,000,000).



Proposal ID:	
Department:	Public Lands - Golf
Project Type:	Improvement
Category:	Capital

Funding Recommendations			
	CDCIP Board	Mayor	Council
Golf CIP Fund		\$1,000,000	

Estimated Future Maintenance and/or Operational Expense:
Future maintenance and operational expenses for the replacement of these already existing assets are developed within the Golf's annual operational budgets.

Project Title:	Maintenance Equipment
Project Address:	All 6 SLC Golf Courses

Project Description:
As part of a multi-year plan to upgrade vital maintenance equipment at all courses, the Golf Division will be using \$501,328 in FY26 to purchase additional used equipment (usually lease-return equipment from high-end private courses). The plan would be to purchase equipment if available such as Sprayer, Groundsmaster, Greensmaster.



Proposal ID:	
Department:	Public Lands - Golf
Project Type:	Equipment
Category:	Capital

Funding Recommendations			
	CDCIP Board	Mayor	Council
Golf CIP Fund		\$501,328	

Estimated Future Maintenance and/or Operational Expense:
Future maintenance and operational expenses for the replacement of these already existing assets are developed within the Golf's annual operational budgets.

Project Title:	New Construction Projects
Project Address:	Glendale

Project Description:
The Golf Division will be entering into the planning phases of a new construction project at Glendale Golf Course (\$1,500,000). The projects consist of a double-decker range structure and new fencing at Glendale. This project will position the Glendale driving range to take advantage of changing market conditions and will expand the range capacity and extend the use of the range by 3 to 4 additional months annually, having a significant increase in driving range revenue generation and providing an enhanced recreation opportunity for City residents and visitors.



Proposal ID:	
Department:	Public Lands - Golf
Project Type:	Construction
Category:	Capital

Funding Recommendations			
	CDCIP Board	Mayor	Council
Golf CIP Fund		\$1,500,000	

Estimated Future Maintenance and/or Operational Expense:
Future maintenance and operational expenses for the replacement of these already existing assets are developed within the Golf's annual operational budgets.

Project Title:	On Course Restroom
Project Address:	Forest Dale, Glendale, Nibley Park, Rose Park

Project Description:
The Golf Division will be doing an on course restroom at Forest Dale, Glendale, Nibley Park and Rose Park (\$600,000). These courses don't have a permanent restroom structure on the course. It is a highly requested amenity by customers.



Proposal ID:	
Department:	Public Lands - Golf
Project Type:	Improvements
Category:	Capital

Funding Recommendations			
	CDCIP Board	Mayor	Council
Golf CIP Fund		\$600,000	

Estimated Future Maintenance and/or Operational Expense:
Future maintenance and operational expenses for the replacement of these already existing assets are developed within the Golf's annual operational budgets.

Project Title:	Parking Lot Surfacing
Project Address:	Glendale, Nibley Park

Project Description:
The Golf Division will be resurfacing the parking lots at Glendale and Nibley Park golf courses (\$398,040).



Proposal ID:	
Department:	Public Lands - Golf
Project Type:	Improvements
Category:	Capital

Funding Recommendations			
	CDCIP Board	Mayor	Council
Golf CIP Fund		\$398,040	

Estimated Future Maintenance and/or Operational Expense:
Future maintenance and operational expenses for the replacement of these already existing assets are developed within the Golf's annual operational budgets.

Project Title:	Pump Replacement
Project Address:	Glendale

Project Description:
The Golf Division will be replacing the first of five irrigation pumps at Glendale golf course (\$25,000). The replacement of these pumps will take place over a 5-year period. This is the second of 5 pumps that are nearing their life expectancy. At any time if one of these pumps goes down it will have impact on our ability to irrigate the golf course.



Proposal ID:	
Department:	Public Lands - Golf
Project Type:	Replacement
Category:	Capital

Funding Recommendations			
	CDCIP Board	Mayor	Council
Golf CIP Fund		\$25,000	

Estimated Future Maintenance and/or Operational Expense:
Future maintenance and operational expenses for the replacement of these already existing assets are developed within the Golf's annual operational budgets.

Project Title:	Range Fencing
Project Address:	Mountain Dell, Rose Park

Project Description:
The Golf Division will be replacing driving range fencing at Mountain Dell and Rose Park (\$500,000). The projects consist of removal of existing damaged fencing and replacing it with new fencing material.



Proposal ID:	
Department:	Public Lands - Golf
Project Type:	Improvements
Category:	Capital

Funding Recommendations			
	CDCIP Board	Mayor	Council
Golf CIP Fund		\$500,000	

Estimated Future Maintenance and/or Operational Expense:
Future maintenance and operational expenses for the replacement of these already existing assets are developed within the Golf's annual operational budgets.

Project Title:	Roof Repair
Project Address:	Forest Dale

Project Description:
The Golf Division will be doing a new roof at Forest Dale (\$150,000).



Proposal ID:	
Department:	Public Lands - Golf
Project Type:	Improvements
Category:	Capital

Funding Recommendations			
	CDCIP Board	Mayor	Council
Golf CIP Fund		\$150,000	

Estimated Future Maintenance and/or Operational Expense:
Future maintenance and operational expenses for the replacement of these already existing assets are developed within the Golf's annual operational budgets.

Project Title:	Tee Box Leveling
Project Address:	All 6 SLC Golf Courses

Project Description:
The Golf Division will be doing tee box leveling at all 6 courses (\$60,000). Salt Lake City customer satisfaction surveys and course evaluation initiatives have shown that the biggest area of improvement needed is the condition of the tee boxes. This is an area where course labor can be utilized to perform a large portion of the work. The Golf Division proposes utilizing Golf CIP funds to pay for needed equipment and supplies. Each course has undertaken a four-year plan to address tee box leveling of existing tee boxes and to begin construction of new forward tee boxes.



Proposal ID:	
Department:	Public Lands - Golf
Project Type:	Replacement
Category:	Capital

Funding Recommendations			
	CDCIP Board	Mayor	Council
Golf CIP Fund		\$60,000	

Estimated Future Maintenance and/or Operational Expense:
Future maintenance and operational expenses for the replacement of these already existing assets are developed within the Golf's annual operational budgets.

Project Title:	Windows & Doors
Project Address:	Mountain Dell

Project Description:

The Golf Division will be replacing the windows and doors to the clubhouse at Mountain Dell golf course (184,695).



Proposal ID:	
Department:	Public Lands - Golf
Project Type:	Improvements
Category:	Capital

Funding Recommendations			
	CDCIP Board	Mayor	Council
Golf CIP Fund		\$184,695	

Estimated Future Maintenance and/or Operational Expense:

Future maintenance and operational expenses for the replacement of these already existing assets are developed within the Golf's annual operational budgets.

Project Title:	Retaining Wall on #1 and Stairs on #10
Project Address:	Bonneville

Project Description:
The Golf Division will be rebuilding the retaining wall on hole #1 and replacing the stairs from hole #10 that go from parking lot at the Bonneville golf course (\$70,000).



Proposal ID:	
Department:	Public Lands - Golf
Project Type:	Improvements
Category:	Capital

Funding Recommendations			
	CDCIP Board	Mayor	Council
Golf CIP Fund		\$70,000	

Estimated Future Maintenance and/or Operational Expense:
Future maintenance and operational expenses for the replacement of these already existing assets are developed within the Golf's annual operational budgets.

This page intentionally left blank

The Salt Lake City Public Utilities

Salt Lake City Department of Public Utilities (SLCDPU) has four distinct utilities, water, sewer, storm water, and street lighting. Each operates as an independent enterprise fund, meaning they are not supported by tax dollars. Instead, funding comes from user fees, fund reserves, revenue bonds, and occasionally grants or subsidized loans from state or federal sources.

To support major infrastructure investments, SLCDPU is utilizing a Water Infrastructure Financing Innovation Act (WIFIA) loan to finance a portion of the water reclamation facility construction. Additionally, a Building Resilient Infrastructure and Communities (BRIC) grant is supporting the City Creek Water Treatment Plant reconstruction, and an American Rescue Plan Act grant is financing the floodplain remapping project in the Granary District Floodplain.

Utility rates, set based on cost-of-service analysis, ensure that customers pay for the services they receive. Given the infrastructure-heavy nature of these utilities, SLCDPU relies on a long-term project and financing strategy to effectively manage its assets.

The capital budget is organized by fund, with detailed cost centers under each. For Fiscal Year 2026, SLCDPU is managing over 82 capital projects across its four utility funds, in addition to ongoing projects. Many capital projects span multiple fiscal years – often designed in one year and built in the next. The budget prioritizes high-need projects identified through the Department's Capital Asset Program (CAP).

The largest project underway is the replacement of the water reclamation facility, with estimated completion in Fiscal Year 2027. Other system components are also aging and will require increased investment in the coming years. For instance, SLCDPU's three water treatment plants, built in the 1950s and early 1960s, are due for major updates. City Creek's reconstruction is scheduled for completion in 2027, while planning is underway for two remaining plants.

SLCDPU's capital planning is shaped by a complex mix of federal, state, and local regulations, as well as water rights and exchange agreement obligations – all of which influence project priorities and timeline.

Project Title:	Water Main Replacements
Project Address:	Various Locations

Project Description:
SLCDPU has over 1,300 miles of aging water pipe. To support continued operation of this system the FY 2025 -2026 budget includes \$2,500,000 for the rehabilitation of the Upper Conduit transmission line. Master plan projects include: \$4,000,000 for the construction of the North Bench Pump Station; \$200,000 to continue to design work on the East-West Conveyance Line; and \$75,000 for the pre-design of the City Creek Treatment Line to Morris Reservoir. This category also provides \$425,000 for efforts on the Kearns Line Replacement, the Heughs Canyon neighborhood Water Main Replacement, and the R18 PRV Replacement. In addition, \$1,250,000 is designated to support routine replacement of pipelines in poor condition at various locations in the system. The department is also working to enhance its approach to prioritizing pipeline replacements and addressing corrosion related issues within the system.



Proposal ID:	
Department:	Public Utilities
Project Type:	
Category:	Water Utility CIP Projects - Enterprise Fund
Enterprise Funds:	\$5,950,000
Priority:	Project specific

Estimated Future Maintenance and/or Operational Expense:
Negligible

Project Title:	Treatment Plant Improvements
Project Address:	Various Locations

Project Description:
<p>All three city-owned water treatment plants (WTPs), originally built in the 1950's and early 1960's, are approaching the end of their operational life and will require full reconstruction. The City Creek WTP will be rebuilt first, supported by a FEMA BRIC grant that provides a 70% match, up to \$36.6M. Planned work in the fiscal year includes construction management management services (\$2,350,000), construction (\$50,540,000), and continued public engagement (\$200,000).</p> <p>Reconstruction of the Big Cottonwood WTP will be postponed until sufficient budget is available to construct this important project. In the meantime, \$600,000 is allocated to support the design and public engagement efforts of the future rebuild. However, the SLA Replacement – Cottonwoods Connection pipeline (\$7,450,000) will continue as part of a regionalization strategy that allows Big Cottonwood Creek water to be treated using available capacity of the existing Little Cottonwood WTP. This pipeline will serve as redundancy to both the Big Cottonwood WTP and the portion of the Big Cottonwood Conduit that conveys drinking water from the plant to the City's drinking water distribution system.</p> <p>Additionally, \$2,000,000 is included in this cost center to replace aging or failing components as needed, ensuring regulatory compliance while larger projects are developed and be funded.</p>



Proposal ID:	
Department:	Public Utilities
Project Type:	
Category:	Water Utility CIP Projects - Enterprise Fund
Enterprise Funds:	\$63,140,000
Priority:	Project specific

Estimated Future Maintenance and/or Operational Expense:
Estimated operational increase of \$500,000 per/year (City Creek)

Project Title:	Deep Pump Wells
Project Address:	Various Locations

Project Description:

Deep pump wells provide the city with reliable and redundant water supplies that supplement surface water and third-party water supply agreements. The Department is working to address critical water supplies issues associated with its deep wells. This budget addresses the Artesian Well (\$500,000), which was destroyed in a recent tree collapse.



Proposal ID:	
Department:	Public Utilities
Project Type:	
Category:	Water Utility CIP Projects - Enterprise Fund
Enterprise Funds:	\$500,000
Priority:	Project specific

Estimated Future Maintenance and/or Operational Expense:

Negligible

Project Title:	Meter Change-Out Program
Project Address:	Various Locations

Project Description:
The budget includes the continuation of the small meter change out program piloted in 2015 and initiated in 2018. Metering water consumption by customers is the source of our revenue. Approximately 55,000, or 68%, of the system's water meters have been replaced with advanced metering infrastructure (AMI) read meters. With optimal conditions, 10,000 to 12,000 meters per year can be replaced. Supply chain issues have created delays thus replacement is planned at 8,000 meters per year. The plan is to complete the residential AMI meter change out program in the next 2 ½ to 3 years. AMI technology provides hourly usage information instead of relying on monthly data. An online portal provides our customers with information to better manage their water usage and alerts them to the status of their water service. Better information will assist us in water conservation efforts.



Proposal ID:	
Department:	Public Utilities
Project Type:	
Category:	Water Utility CIP Projects - Enterprise Fund
Enterprise Funds:	\$2,500,000
Priority:	Ongoing program

Estimated Future Maintenance and/or Operational Expense:
Negligible

Project Title:	Water Service Connections
Project Address:	Various Locations

Project Description:
Water service extends beyond the corporate boundaries of Salt Lake City. Approximately 37% of our service connections are in this outlying area. Repair and replacement of these connections are part of an ongoing program. The components of this program are service line replacements, new connections, and small and large meter maintenance and replacement. Public Utilities is proceeding to implement the EPA's Lead and Copper Rule Revision (LCRR) by performing inventories, sampling plans, public outreach, and lateral service line replacements. The plan will include resources, personnel, and capital needs. Budget associated with the LCRR includes \$2,000,000 to support pothole work associated with inventory development and service line material identification.



Proposal ID:	
Department:	Public Utilities
Project Type:	
Category:	Water Utility CIP Projects - Enterprise Fund
Enterprise Funds:	\$4,950,000
Priority:	Project/need specific

Estimated Future Maintenance and/or Operational Expense:
Estimated operational increase of \$100,000 per year associated with LCRR line replacement and temporary filters.

Project Title:	Storage Reservoirs
Project Address:	Various Locations

Project Description:

SLCDPU owns and operates seven raw water reservoirs that store snow run-off. Little Dell and five of SLCDPU's reservoirs are used to store water that is treated for drinking water. All seven of the reservoirs are a contingent way for the Department to meet exchange agreements for secondary water. Three of the reservoirs are used by ski areas for snowmaking, and three of the reservoirs are used for flood control. The raw water storage reservoir at Mountain Dell has a \$250,000 proposed budget to design a rehabilitation of its spillway. SLCDPU will pursue matching grant funds for the engineering and planning of both Lake Mary Dam and Red Pine Dam's restoration. This is supplemented by a \$1,020,000 budget request for the match and additional design and emergency planning associated with the grant award. SLCDPU will proceed with the design of the rehabilitation of the piping of Little Dell Dam (\$150,000). The Red Butte Dam controls has an interface and control system that needs to be repaired. The Red Butte Dam control panels will be replaced (\$300,000) and concrete repairs will be made at Mountain Dell (\$40,000).



Proposal ID:	
Department:	Public Utilities
Project Type:	
Category:	Water Utility CIP Projects - Enterprise Fund
Enterprise Funds:	\$1,760,000
Priority:	Project specific

Estimated Future Maintenance and/or Operational Expense:

Negligible

Project Title:	Culverts, Flumes & Bridges
Project Address:	Various Locations

Project Description:

These secondary water conveyance systems are critical to maintaining our water exchange agreements. The Rehabilitation and Replacement of the JSL (\$100,000) which will address emergent JSL replacement needs required to maintain water exchange.



Proposal ID:	
Department:	Public Utilities
Project Type:	
Category:	Water Utility CIP Projects - Enterprise Fund
Enterprise Funds:	\$100,000
Priority:	Project specific

Estimated Future Maintenance and/or Operational Expense:

Negligible

Project Title:	Distribution Reservoirs (Tanks)
Project Address:	Various Locations

Project Description:

SLCDPU has over 100,000,000 gallons of finished water storage in 22 tanks and reservoirs. These components require on-going inspection and maintenance. The location and elevation of these facilities is critical to the operation of the water distribution system. The budget includes \$500,000 dedicated to valve replacements at the Tanner Reservoir and \$500,000 associated with the interior coating of the Eastwood North Tank.



Proposal ID:	
Department:	Public Utilities
Project Type:	
Category:	Water Utility CIP Projects - Enterprise Fund
Enterprise Funds:	\$1,000,000
Priority:	Project specific

Estimated Future Maintenance and/or Operational Expense:

Negligible

Project Title:	Maintenance & Repair Shops (Water Utility)
Project Address:	Various Locations

Project Description:
SLCDPU is evaluating properties for future use by the department. The budgeted \$450,000 is to evaluate the feasibility of expanding the SLCDPU campus at the existing location or relocating the SLCDPU campus to meet existing needs and address safety concerns. This evaluation will consider the cost benefit of campus improvements and will assess the department's ability to mitigate financial impacts by leveraging existing assets.



Proposal ID:	
Department:	Public Utilities
Project Type:	
Category:	Water Utility CIP Projects - Enterprise Fund
Enterprise Funds:	\$450,000
Priority:	Project specific

Estimated Future Maintenance and/or Operational Expense:
Negligible, long term operational costs to be evaluated with feasibility assessments through design.

Project Title:	Treatment Plants
Project Address:	1365 West 2300 North, Salt Lake City, UT 84116

Project Description:
The largest budgeted item in this category is for the construction of a new water reclamation facility. The \$48,865,000 estimate represents the continuation of a multi-year project and includes design, construction, and program management. Existing plant improvement projects include Capital Asset Rehabilitation and Upgrades for \$1,300,000 and Cogeneration Controls for \$750,000. These existing plant improvements are critical to maintaining existing operations while the new water reclamation facility is commissioned.



Proposal ID:	
Department:	Public Utilities
Project Type:	
Category:	Sewer Utility CIP Projects - Enterprise Fund
Enterprise Funds:	\$50,915,000
Priority:	Project specific

Estimated Future Maintenance and/or Operational Expense:
The operational cost of the wastewater treatment facility is anticipated to increase by \$6,000,000 annually, or by approximately 40%, with the completion of the New WRF project. This increase in operational costs is associated with increased chemical, power, and other miscellaneous operational costs attributed to the new treatment process. This estimate will be refined as construction progresses.

Project Title:	Collection Lines
Project Address:	Various Locations

Project Description:

SLCDPU has over 667 miles of aging sewer collections pipelines. Proposed budget within this category includes pipe renewal & replacement projects, City/County/State driven projects, and master plan projects. Master plan projects budgeted item in this category and total \$2,845,000. This includes \$225,000 for 500 South Capacity Upgrades (3400 West to Orange Street) land and easements, \$620,000 for MP30 – 200 East from 300 South to 500 South Upsizing, and \$2,000,000 for 1800 North Sewer Realignment Phase 3 construction. Master plan projects identified within this category support system condition improvements and growth-related capacity constraints. Pipe renewal & replacement projects are budgeted for \$17,200,000. These projects consist of the 1% System Renewal Project (\$3,000,000), Beck Street Trunk Line Rehabilitation construction (\$5,000,000), 1200 W Trunk Line Rehabilitation construction (\$9,000,000), and design of the Elgin Ave Sewer Replacement (\$200,000). Project budgets to support City, County and State driven projects are estimated at \$200,000 which includes Misc. Public Services Projects. Other Collection Lines projects include the Siphon Inspection project which will perform a condition assessment of the Surplus Canal Siphon (\$200,000) and the Maintenance Access Rehab Program (400,000) which will rehabilitate failed maintenance access holes. Program management and emergent project support total \$1,120,000.



Proposal ID:	
Department:	Public Utilities
Project Type:	
Category:	Sewer Utility CIP Projects - Enterprise Fund
Enterprise Funds:	\$21,965,000
Priority:	Project specific

Estimated Future Maintenance and/or Operational Expense:

Negligible

Project Title:	Maintenance & Repair Shops (Sewer Utility)
Project Address:	Various Locations

Project Description:
SLCDPU is evaluating properties for future use by the department. The budgeted \$350,000 is to evaluate the feasibility of expanding the SLCDPU campus at the existing location or relocating the SLCDPU campus to meet existing needs and address safety concerns. This evaluation will consider the cost benefit of campus improvements and will assess the department's ability to mitigate financial impacts by leveraging existing assets



Proposal ID:	
Department:	Public Utilities
Project Type:	
Category:	Sewer Utility CIP Projects - Enterprise Fund
Enterprise Funds:	\$350,000
Priority:	Project specific

Estimated Future Maintenance and/or Operational Expense:
Negligible, long term operational costs to be evaluated with feasibility assessments through design.

Project Title:	Storm Drain Lines
Project Address:	Various Locations

Project Description:

The SLCDPU has over 350 miles of storm drain in the system. This category has \$2,387,000 for Collection Mains and \$1,660,000 for projects budgeted for supporting City, County, and State driven projects. Other projects in this category total \$400,000 for various collection lines and \$300,000 for public utility defined projects. Other local area projects to be completed by city crews at various locations are budgeted to be \$150,000.



Proposal ID:	
Department:	Public Utilities
Project Type:	
Category:	Storm Water Utility CIP Projects - Enterprise Fund
Enterprise Funds:	\$4,897,000
Priority:	Project specific

Estimated Future Maintenance and/or Operational Expense:

Negligible

Project Title:	Riparian Corridor Improvements
Project Address:	Various Locations

Project Description:
The city places a high value on protecting its riparian corridors and SLCDPU serves as a steward to those corridors. The planned riparian project for FY 2025/2026 is Emigration –Allen Park (\$450,000). This funding will continue SLCDPU's support of the Allen Park Work and will support construction of planned Allen Park improvements. These efforts are to be coordinated with overall capital improvement efforts by the city to open and activate Allen Park to the public. Project will consider streambank and channel stabilization, culvert removal, emergent benches, and debris basins.



Proposal ID:	
Department:	Public Utilities
Project Type:	
Category:	Storm Water Utility CIP Projects - Enterprise Fund
Enterprise Funds:	\$450,000
Priority:	Project specific

Estimated Future Maintenance and/or Operational Expense:
Negligible

Project Title:	Landscaping
Project Address:	Various Locations

Project Description:

Stormwater landscaping provides an important role to water quality and the aesthetic value of the city. The landscaping budget includes \$50,000 for the Northwest Oil Drain canal remediation. This Northwest Oil Drain budget is to reserve funding for cleanup and closeout on the remediated portions of the Northwest Drain. The Cornell Wetlands Revegetation project is to eliminate invasive vegetation and revegetate open areas of the Cornell Wetland area with hardy, open-space vegetation.



Proposal ID:	
Department:	Public Utilities
Project Type:	
Category:	Storm Water Utility CIP Projects - Enterprise Fund
Enterprise Funds:	\$50,000
Priority:	Project specific

Estimated Future Maintenance and/or Operational Expense:

Negligible

Project Title:	Storm Water Lift Stations
Project Address:	Various Locations

Project Description:

The Stormwater Utility manages 26 stormwater lift stations. Storm water lift station work planned with the FY 25/26 budget to support the stormwater utility includes the on-going construction of the Northwest Drain Lift Station (\$1,600,000). This will provide improved capacity and reliability along the Northwest Drain. Other Stormwater Lift Station efforts include an annual project which supports emergency needs (\$100,000) and design for the proposed Swede Town Lift Station (\$137,000).



Proposal ID:	
Department:	Public Utilities
Project Type:	
Category:	Storm Water Utility CIP Projects - Enterprise Fund
Enterprise Funds:	\$1,837,000
Priority:	Project specific

Estimated Future Maintenance and/or Operational Expense:

Negligible

Project Title:	Detention Basins
Project Address:	Various Locations

Project Description:
Stormwater detention basins serve a critical role in managing storms and mitigating associated flooding. Detention Basins work planned for FY 25/26 includes an annual Detention Basin emergency response if needed (\$100,000)



Proposal ID:	
Department:	Public Utilities
Project Type:	
Category:	Storm Water Utility CIP Projects - Enterprise Fund
Enterprise Funds:	\$100,000
Priority:	Project specific

Estimated Future Maintenance and/or Operational Expense:
Negligible

Project Title:	Maintenance & Repair Shops (Stormwater Utility)
Project Address:	Various Locations

Project Description:
SLCDPU is evaluating properties for future use by the department. The budgeted \$300,000 is to evaluate the feasibility of expanding the SLCDPU campus at the existing location or relocating the SLCDPU campus to meet existing needs and address safety concerns. This evaluation will consider the cost benefit of campus improvements and will assess the department's ability to mitigate financial impacts by leveraging existing assets




Proposal ID:	
Department:	Public Utilities
Project Type:	
Category:	Storm Water Utility CIP Projects - Enterprise Fund
Enterprise Funds:	\$300,000
Priority:	Project Specific

Estimated Future Maintenance and/or Operational Expense:
Negligible, long term operational costs to be evaluated with feasibility assessments through design.

Project Title:	Street Lighting Projects
Project Address:	Various Locations

Project Description:
Street lighting projects planned for FY 2025/2026 are budgeted for \$1,240,000 to upgrade to high efficiency lighting and other system improvements on arterial streets, collector streets, and in neighborhoods. This includes budget to hire a contractor to perform inspections on new street lighting facilities, consultant support to further develop an Implementation Plan, and budget for improvements for base level lighting services and three enhanced lighting groups. The master plan developed with the implementation plan determines and guides best practices for upgrades and new lights. A smart controller pilot project is contemplated for \$200,000.



Proposal ID:	
Department:	Public Utilities
Project Type:	
Category:	Street Lighting Utility CIP Projects - Enterprise Funds
Enterprise Funds:	\$1,440,000
Priority:	Ongoing program

Estimated Future Maintenance and/or Operational Expense:
Reduction in electricity costs.

Salt Lake City Community Reinvestment Agency

The Salt Lake City Community Reinvestment Agency (CRA) strengthens neighborhoods and commercial districts to improve livability, create economic opportunity and foster authentic, equitable communities. The CRA utilizes a powerful set of financial and planning tools to support strategic development projects that enhance the City's housing opportunities, commercial vitality, public spaces, and environmental sustainability. The CRA's primary source of funds for the projects include property tax increment and program income revenue, depending on the specific budget account.

The CRA often participates with Salt Lake City in the redevelopment or construction of city owned infrastructure projects. As part of the CRA Budget Policy, Capital Projects are defined as any project that anticipates multi-year funding. The allocation of funds for these projects is part of the budget approval process and is typically contingent on the CRA Board authorizing appropriation once the specific projects costs and details are known. Depending on the project, the timeline for this process may not follow the City's CIP schedule or requirements for approval.

The CRA fiscal year 2026 budget process proposes three potential City infrastructure projects:

- **City Creek Daylighting:** Allocates an additional \$100,000 towards implementation of the daylighting of City Creek along the Folsom Trail from 800 West to 1000 West. The total project, aimed at improving access to nature, water quality, and flood mitigation, is estimated to cost between \$15 million and \$20 million.
- **Japantown Art:** Designates an additional \$37,733 for enhancing the cultural landscape through various art installations recommended in the Japantown Design Strategy that celebrate and preserve Japantown's heritage. The initiative aims to beautify the neighborhood and provide an engaging artistic experience for both residents and visitors.
- **900 S Freeway Underpass Infrastructure:** Designates a total of \$50,000 for improvements to the Mead Avenue underpass. The initiative aims to support installation of improvements to enhance open space and encourage activation.

Project Title:	City Creek Daylighting
Project Address:	Folsom Corridor – North Temple Project Area

Project Description:
Appropriation of funds to support implementation of the design plan to daylight (bring to the surface) a portion of City Creek that runs north of the Folsom Trail from 800 West to 1000 West. Project goals include increasing access to nature, improving water quality and mitigating surface flooding. Landscaping improvements and other pedestrian amenities recommended as a part of the design will be coordinated with SLC Public Lands to activate the trail and create a welcoming centerpiece for the westside community. The total cost for implementation is estimated to be between \$15,000,000 and \$20,000,000.



Proposal ID:	
Department:	CRA
Project Type:	
Category:	

Funding Recommendations			
	CDCIP Board	Mayor	Council
General Fund (CRA)		\$100,000	

Estimated Future Maintenance and/or Operational Expense:
Impact will be determined on a case-by-case basis, but it’s anticipated that Public Lands and Public Utilities will maintain the creek and associated amenities.

Project Title:	Japantown Art
Project Address:	Block 67 North Project Area

Project Description:
Appropriation of funds for the Japantown Art project, totaling \$336,577. The funding is designated for enhancing the cultural landscape through various art installations that celebrate and preserve Japantown’s heritage. The initiative aims to beautify the neighborhood and provide an engaging artistic experience for both residents and visitors.



Proposal ID:	
Department:	CRA
Project Type:	
Category:	

Funding Recommendations			
	CDCIP Board	Mayor	Council
General Fund (CRA)		\$37,733	

Estimated Future Maintenance and/or Operational Expense:
Impact will be determined on a case-by-case basis.

Project Title:	900 S Freeway Underpass Infrastructure
Project Address:	State Street Project Area

Project Description:
Appropriation of funds for improvements to the Mead Avenue underpass. Funds will support installation of improvements to enhance open space and encourage activation.



Proposal ID:	
Department:	CRA
Project Type:	
Category:	

Funding Recommendations			
	CDCIP Board	Mayor	Council
General Fund (CRA)		\$50,000	

Estimated Future Maintenance and/or Operational Expense:
Impact will be determined on a case-by-case basis.