

# SALT LAKE CITY COMMUNITY REINVESTMENT AGENCY

## SLC AFFORDABLE HOUSING CONSTRUCTION AND PRESERVATION DATA

---

CRA BOARD MEETING – APRIL 8, 2025




# BACKGROUND

## SLC AFFORDABLE HOUSING AND PRESERVATION DASHBOARD

- Released in conjunction with the State of the City this year
- Details the City's support of growing and preserving the number of affordable housing units in our city
- Data includes all support provided by Salt Lake City departments for which records were available
- A cross-departmental effort utilizing staff from:
  - Community Reinvestment Agency (CRA)
  - Community and Neighborhoods (CAN)
  - Information Management Services (IMS)
- It is found at this link on the city's website:

<https://www.slc.gov/can/affordable-housing-construction-and-preservation-dashboard/>



# BACKGROUND

## AFFORDABLE HOUSING ACCOUNTABILITY IN SLC

- Staff collaborated to compile a central place to view resources and data regarding the City's effort to support affordable housing and living in SLC.

Links to these resources are on Housing Stability's website: <https://www.slc.gov/can/housing-investment>

- **Tenant Resource Center:** Connects renters with services and resources to improve their current housing situation.
- **Affordable Housing Construction and Preservation Dashboard:** Details the City's support of growing and preserving the amount of affordable housing units in our city.
- **Housing Stability Dashboard:** Shows the impact of Housing Stability programs that seek to provide rental assistance, home rehabilitations, and provide emergency shelters.
- **Homeless Services Dashboard:** Details some of the key services available to those experiencing homelessness.



# AFFORDABLE HOUSING DATA ORGANIZATION

## DATA ORGANIZATION


- Starting in 2023 an effort was initiated to create data that was:
  - **Reliable:** Scheduled updates and coordinated review
  - **Insightful:** More granular data collected to ensure deeper insights
  - **Easily Accessible:** Organized to ensure accurate information is available and interactive

## How has this process improved?

**Example question:** *“Can you tell me how many affordable, family-sized units have been built since 2020 in my district?”*

Answers are now readily available due to:

- Centralized database
- Regular review and coordination schedule
- More granular insights built into data structure



# AFFORDABLE HOUSING DATA

## DATA PROCESS AND STRUCTURE

### Data Structure

- Built a data structure that ensure that each unit is tied to timing, geography, and level of funding.
- Note: This allows the interactivity of the reporting.

### Data Process and Procedures

- Built **new procedures** to document, guide and inform staff to enter, validate, and review data and reporting.
- Built a standard review schedule and process, updating data quarterly.

### Reporting

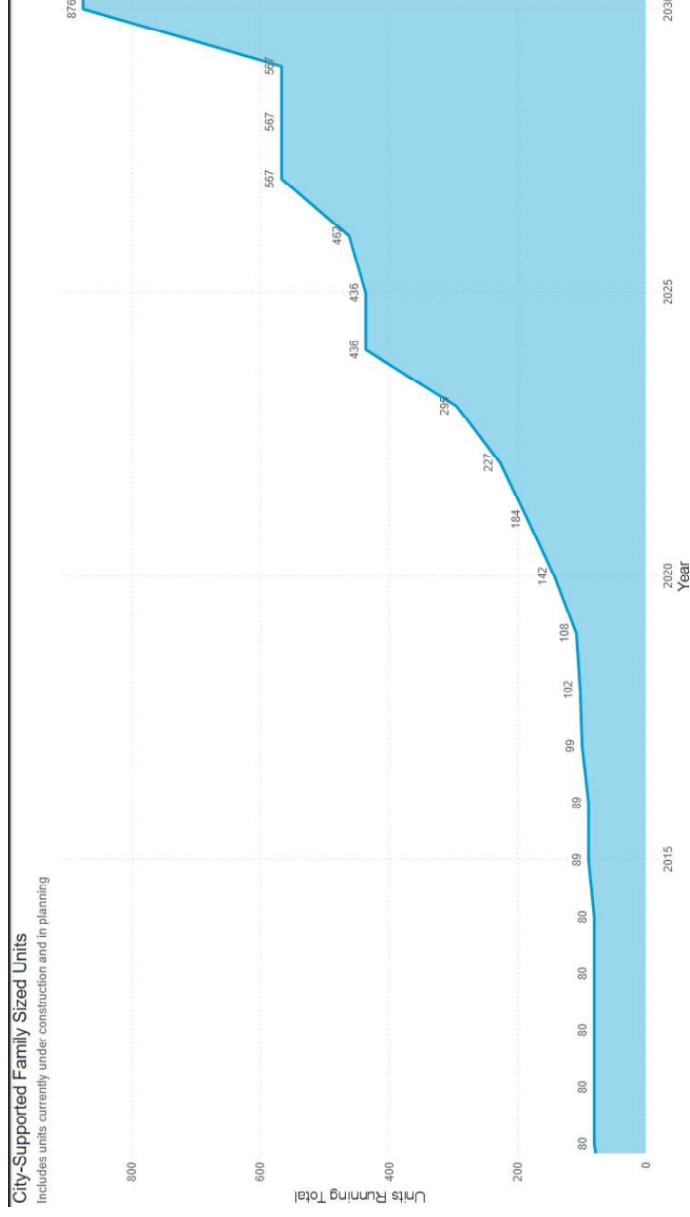
- Internal Reporting – Meant for those with deeper knowledge of the subject matter.
- Public Reporting – Meant for everyone, hosted on the city's website.
- Ad hoc Analysis – Data is structured to streamline ad hoc analysis when needed.

# AFFORDABLE HOUSING DATA

## DATA ANALYSIS IMPROVEMENTS – AD-HOC ANALYSIS EXAMPLE

### The Impact of the CRA Board's Family-Sized Housing Priority

The City has seen a marked increase in affordable family sized units, tripling the stock of this unit type built since 2020, and if current projects go as planned, the City's affordable family-sized housing stock will increase two-fold from what it is today.



# AFFORDABLE HOUSING DATA

## LIVE DEMONSTRATION

Live example of how the public can utilize the new Affordable Housing Construction and Preservation dashboard.

