



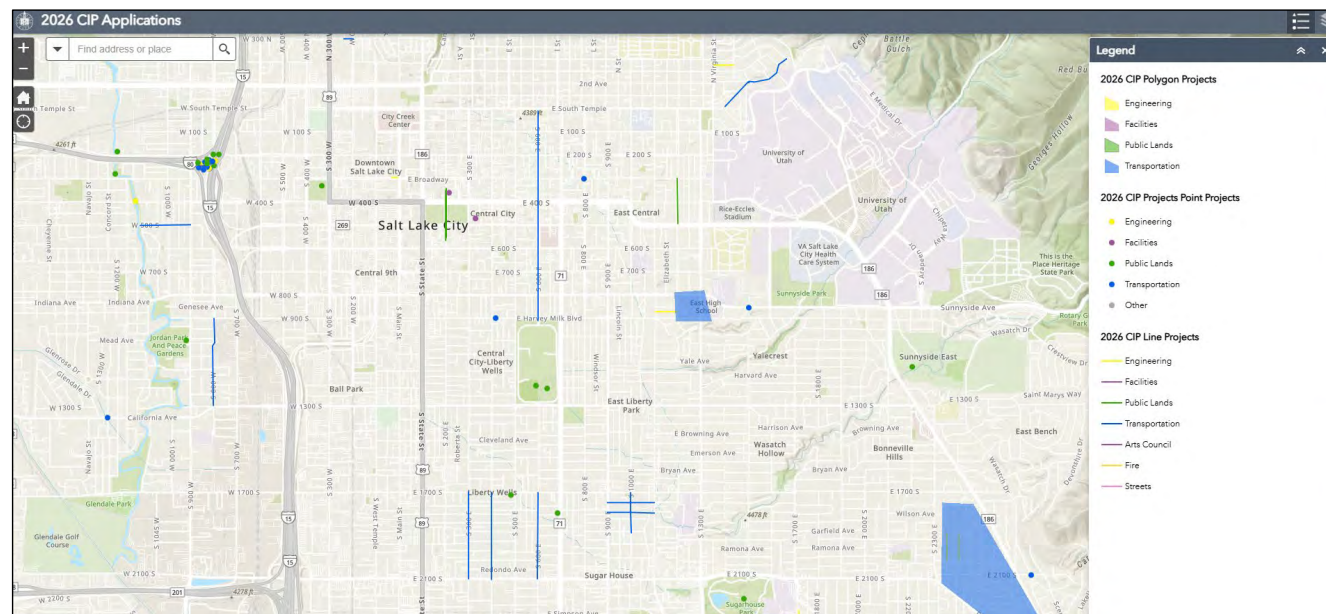
## CAPITAL IMPROVEMENT PROGRAM

# Budget FY 25 - 26

Presented by Rachel Molinari & Mike Atkinson



# FY26 APPLICATION MAP




<https://tinyurl.com/CIPMapFY26>

## CAPITAL IMPROVEMENT PROGRAM



# FY26 APPLICATION SUMMARY

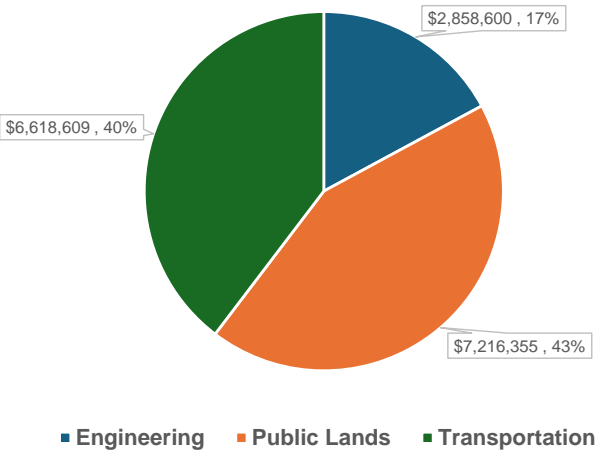
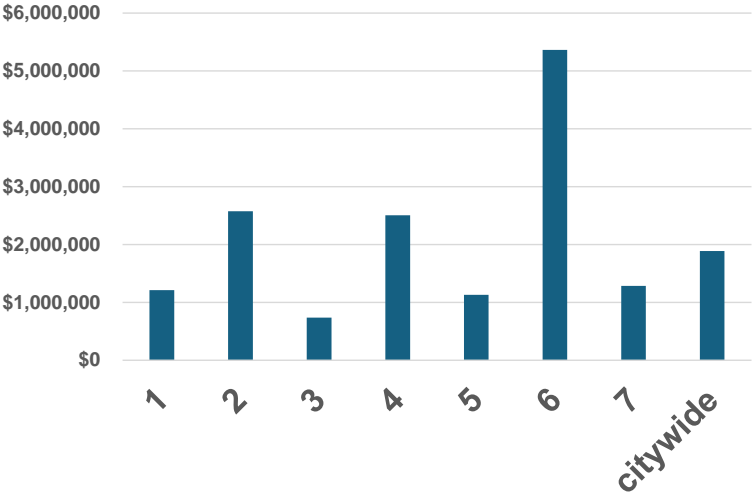
Overview	
Total # of Applications	60
# of Internal Application	24
# of Constituent Applications	36
Total # of Projects Recommended	30
Total \$ Funding Requested	\$65,515,717
Total \$ Funding Recommended	\$43,693,236
# of Constituent Projects Recommended	8
Total Constituent \$ of Recommended	\$3,938,724



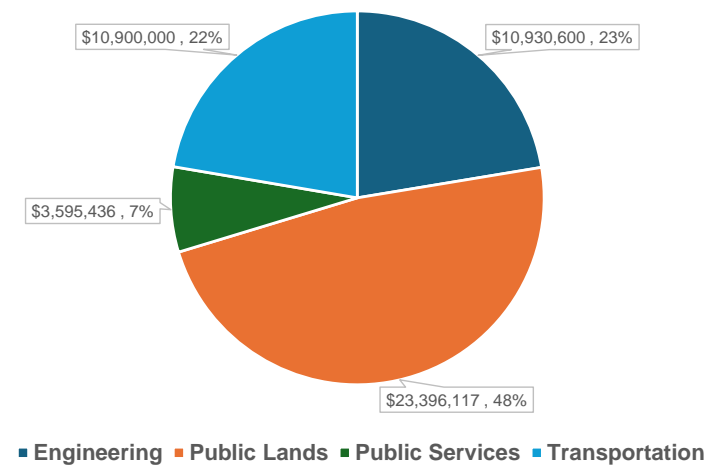
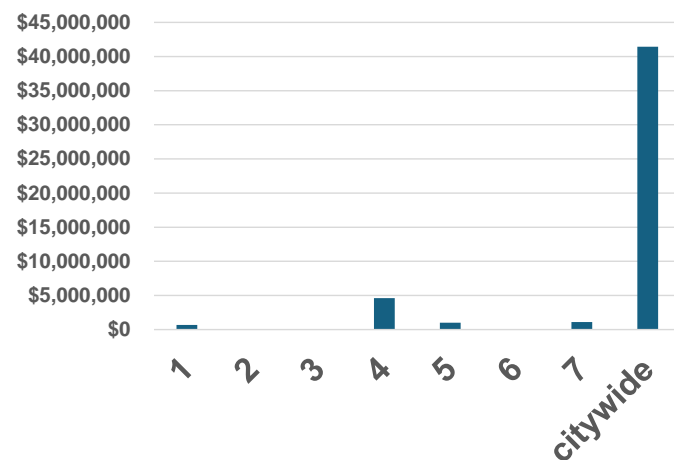
CAPITAL IMPROVEMENT PROGRAM



# 2026 REQUESTS – CONSTITUENT ~\$17,000,000



## 2026 REQUESTS – INTERNAL ~\$49,000,000



CAPITAL IMPROVEMENT PROGRAM



# ONGOING EXPENSES ~\$16.5M

	Project	Total
Debt Service	Sales Tax Bonds	\$8,152,973
	ESCO Debt Service	\$924,700
	Fire Station #3	\$675,575
	Fire Station #14	\$496,950
	General Obligation Series Bond 2025 (2nd Tranche of Parks Bond)	\$2,827,645
	<b>Debt Service Projects Total</b>	<b>\$13,077,843</b>
Ongoing	Crime Lab	\$600,000
	City Leases	\$560,000
	Facilities Maintenance	\$350,000
	Urban Trails Maintenance (1/4 Cent)	\$200,000
	Public Lands Maintenance	\$250,000
	Public Lands Maintenance (FOF)	\$195,573
	Vacant Property Maintenance	\$700,000
	<b>Ongoing Projects Total</b>	<b>\$2,855,573</b>
Other Ongoing	Public Services- ESCO County Steiner	\$155,300
	Public Services - Memorial House	\$20,000
	1.5% for Art	\$167,378
	Cost Overrun	\$223,171
	<b>Other Ongoing Total</b>	<b>\$565,849</b>
<b>Estimated Total</b>		<b>\$16,499,265</b>

## CAPITAL IMPROVEMENT PROGRAM



# 2026 AVAILABLE FUNDING

	General Fund	Class C	Parks Impact Fee	Streets Impact Fees	FOF Street	FOF Other	FOF Transit	¼ Cent & 5 <sup>th</sup> 5 <sup>th</sup> Tax	Total
<b>Available (est.)</b>	\$9,913,236	\$10,500,000	\$8,800,000	\$3,600,000	\$1,000,000	\$1,100,000	\$900,000	\$10,600,000	<b>\$46,413,236</b>
<b>Recommended</b>	\$9,913,236	\$10,500,000	\$8,800,000	\$880,000	\$1,000,000	\$1,100,000	\$900,000	\$10,600,000	<b>\$43,693,236</b>
<b>Remaining</b>	<b>\$0</b>	<b>\$0</b>	<b>\$0</b>	<b>\$2,720,000</b>	<b>\$0</b>	<b>\$0</b>	<b>\$0</b>	<b>\$0</b>	<b>\$2,720,000</b>

- The remaining balance in Streets Impact Fees is the result of a limited number of eligible projects.
- Class C funding includes \$6M in one-time funding from Class C fund balance revenues coming in higher than budgeted
- ¼ Cent funding includes \$2.5 M one-time funding from the Transportation fund balance
- 5<sup>th</sup> 5<sup>th</sup> Sales Tax is \$600,000 and is recommended for Street Reconstruction

CAPITAL IMPROVEMENT PROGRAM



# MAYOR RECOMMENDATIONS

Dept/Div	Council District	Application Title	Recommended Funding
Transportation	CW	Vision Zero Corridors & Safety Improvements Citywide 2026	\$2,300,000
Public Lands	CW	Safe, Open and Clean Park Restrooms	\$2,052,000
Public Lands	CW	Parks' Legal Compliance with 2010 ADA Standards for Accessible Design	\$2,684,929
Engineering	CW	Street Reconstruction 2026	\$4,390,676
Engineering		700 North (2200 West to Redwood Road)	\$1,680,600
Engineering	CW	Public Way Concrete	\$750,000
Public Lands	5	Liberty Lake Dredging and Aeration System Replacement	\$1,000,000
Public Lands	CW	20 Acres of Irrigation System Replacements & Supportive Waterwise Landscaping	\$1,017,515
Engineering	CW	Bridge Preservation Program	\$1,000,000
Public Lands	7	Sugar House Park - 50/50 Cost Share for One Pavilion Replacement & Critical Infrastructure Upgrades	\$1,107,117
Public Services	CW	Facilities Replacement and Renewal	\$1,980,868
Transportation	CW	Traffic Signal Replacements & Upgrades 2026	\$4,000,000
Transportation	CW	Transit Capital Program 2026 / Funding Our Future Transit	\$1,000,000
Transportation	CW	Missing Sidewalks & Bikeway Network Gaps 2026	\$1,500,000
Engineering	CW	Street Overlays 2026	\$3,500,000

## CAPITAL IMPROVEMENT PROGRAM





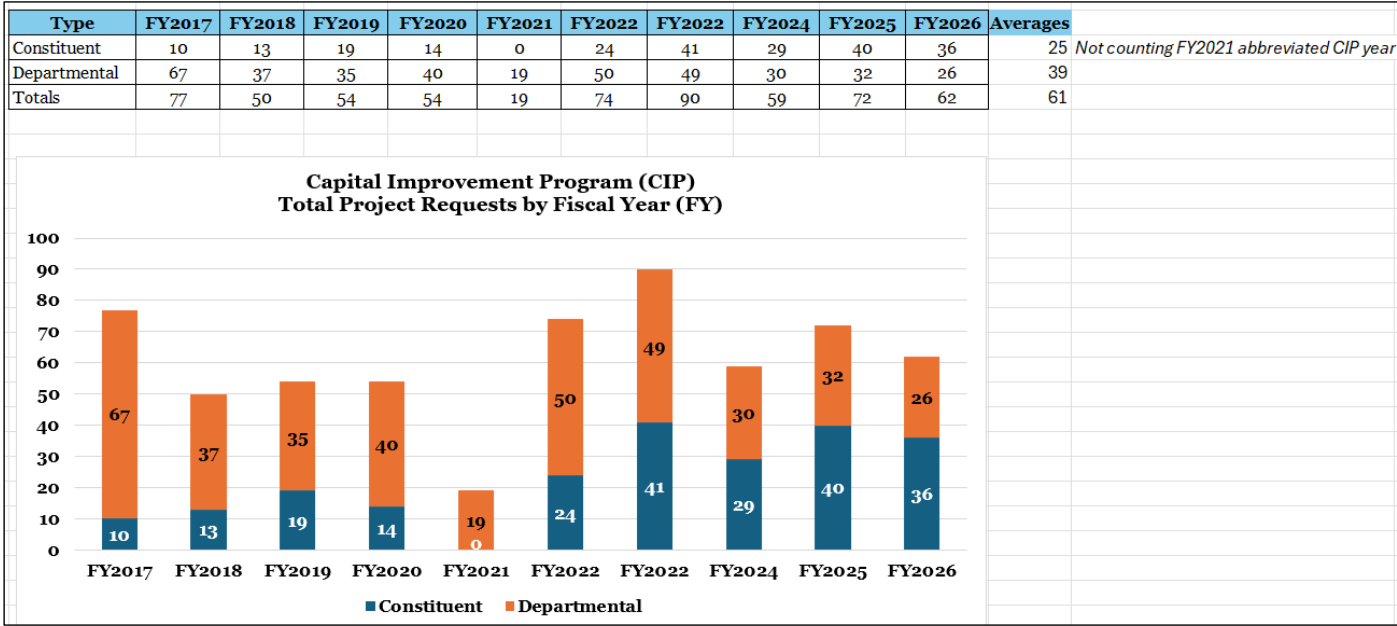
# MAYOR RECOMMENDATIONS CONT.

Dept/Div	Council District	Application Title	Recommended Funding
Public Lands	2	Jordan Park Skatepark Expansion	\$90,000
Transportation	CW	GREENbike Federal Grant Match 2026; Bike Rack Replacements 2026	\$ 100,000
Transportation	CW	Livable Streets Program 2026	\$2,000,000
Engineering	7	1200 E Curb/Gutter/Sidewalk and Repave Street	\$303,000
Transportation	7	Pedestrian Safety / HAWK at Richmond St. and Zenith Ave.	\$500,000
Public Lands	CW	Three Sport Court Replacements	\$630,000
Public Lands	CW	Playground Replacements	\$385,000
Transportation	4	Central City 600 East Byway Safety Improvements	\$855,724
Public Lands	1	Riverside Basketball Court Renovation	\$530,000
Public Services	4	PSB EV Charging Expansion	\$1,078,807
Public Lands	CW	Event Infrastructure and Pavilion Replacements for Vibrant, Safe City Parks	\$2,597,000
Public Lands	CW	Playground Shade	\$500,000
Public Lands	1	Rose Park Lane Beautification, Trail, and Safety Improvements	\$680,000
Public Lands	2	Concord St to Alzheimer's Jordan River Cleanup	\$480,000
Public Lands	4	Civic Campus and Green Loop Implementation	\$3,000,000

## CAPITAL IMPROVEMENT PROGRAM



# CIP PROJECT TOTALS





# THANK YOU

---

For questions contact Rachel Molinari or Mike Atkinson