


# Eccles

GEORGE S. AND DOLORES DORÉ  
ECCLES THEATER



**ECCLES THEATER** 2024 YEAR END REPORT


# 2024 YEAR IN REVIEW



**11** Season Titles  
**122** Performances  
**246,236** Attendees  
**272,082** Tickets  
**16,362** New Ticket Buyers  
**90.25%** Occupancy



**55** Titles  
**88** Performances  
**150,779** Attendees  
**169,736** Tickets  
**28,345** New Ticket Buyers  
**78.88%** Occupancy



*"Thank you so much for the tickets to see Annie, our family enjoyed the show, it was awesome! We likely would never have been able to see Broadway at the Eccles without the assistance of the Arts for All program."*

- Marsha Tiemann

## Arts for All Broadway Engagements

**1,398** Tickets Issued

**1,284** Attendees - **92% Utilization** (85% in 2023, 79% in 2022)

**11 Performances:** SIX, MJ: The Musical, Pretty Woman, Come From Away, Annie, Girl From The North Country, Hamilton, Mrs. Doubtfire, Funny Girl, Peter Pan, Kimberly Akimbo

## Arts for All Live Engagements

**651** Tickets Issued

**600** Attendees - **92% Utilization** (87% in 2023, 65% in 2022)

**36 Performances:** Bluey, Black Violin, Johnny Cash, SoundHouse, Grace Potter, Encore, Dancing with the Stars, Los Angeles Azules, Disney Princess, Peter Frampton, Dr. Neil DeGrasse Tyson, Blippi, Bianca Del Rio, Sesame Street LIVE, Celtic Woman, Joe & Steve Vai, Adam Ant, REIK, Hauser, Il Divo, Lucinda Williams, Joseph and the Amazing Technicolor Dreamcoat, Croce Plays Croce, Andre 3000, Silvestre Dangond, The The, Avatar, Postmodern Jukebox, Wild Kratts, Joe Bonamassa, Black Crowes, Kurt Bestor, Mannheim Steamroller, Derek Hough, A Magical Cirque Christmas, Shrek

## 2024 UPACA BOARD

**CHAIR:** Darrin Casper

**VICE CHAIR:** Dee Dee Darby-Duffin

- Arlyn Bradshaw
- Jennifer Bruno
- Robin Chalhoub
- Helen Langan
- Rachel Otto
- Katie Riggs-Hansen
- Danny Walz



# 2024 YEAR IN REVIEW




## ETTO

### Eccles Theater Technical Outreach

## EVENTS

- Jan. 17 Lighting & Audio **Roundtable Discussion** with **SIX**  
Mar. 1 Stage Management **Workshop** with **MJ The Musical**  
Mar. 14 **Venue Tour** with students from Weber State University  
Jun. 25 Eccles Backstage **Technical Tour** - Catwalk Climb  
July 16 **Show Shadow** of Eccles Lead Sound Technician  
& 17 for **Ben Platt** Performance  
Aug. 9 Advanced Lighting **Workshop** with **Hamilton**  
Sep. 7 **Venue Tour** with Students from Syracuse High School  
Sep. 20 Delta Hall **Lighting Tour**  
Oct. 11 Wig and Make-up **Workshop** with **Funny Girl**  
Nov. 21 Audio **Workshop**  
Nov. 27 **Show Shadow** of Eccles Lead Sound Technician  
& 30 for **Gentri** Performance  
Dec. 8 **Show Shadow** of Eccles Lead Sound Technician  
for **Leslie Odom Jr.** Performance

**Total Attendance: 175**



## ECCLES PRESENTS COMMUNITY ACTIVATION EVENTS

### Free & Open to the Public

**Steppin' On Main:** 10 performances from June to September

**Salt Lake Beats Live Local Indie Bands:** June 22

**Salt Lake Speaks Heart & Sol:** July 2

**Salt Lake Speaks Slam Poetry Exhibition:** September 6

**Voces en Bloom:** September 22

**Lights On! at the Eccles:** November 25

**Total Attendance: 4,985**

**Number of Artists/Groups: 50**

## PATRON SERVICES

- **24,987** Patron Services Volunteer hours at Eccles Theater
- Partnered with SLCO's Youth Government to usher **Hamilton** last summer, and currently planning to partner again for **Wicked**.
- The Stucki Family started volunteering when **Hamilton** toured at Eccles Theater and heard about Patron Services Youth Usher program. They travel from Central Utah, a two-hour drive each way.

*"Our teens signed up with the Youth Usher Program last summer and my husband and I joined too! Our family loves the theater. Our kids and my husband are involved in many productions in Central Utah, but there is something magical being at the Eccles for Broadway shows. It's been great for our teens to learn a high level of professionalism and we love helping patrons have a good experience."*

**-Ann Stucki**





# OPERATING REPORT

## TABLE *of* CONTENTS

---

### 2024 FINANCIAL REPORTS

Eccles Theater Building Operating Budget.....	1
Net Operating Income to Owners.....	2
Eccles Theater Site Operating Budget.....	3
Arts for All Operating Budget.....	4

### 2024 ANNUAL ACTIVITY

Eccles Theater Building Annual Activity Report.....	5
Eccles Theater Site Annual Activity Report.....	6

### 2024 ECCLES THEATER TICKETING

Broadway Tickets Issued.....	7
Popular Event Tickets Issued.....	8
"Other" Event Tickets Issued.....	9
Utah Ticket Sales by County.....	10
Map of Utah Ticket Sales by County.....	11
National Ticket Sales by Region.....	12
National Ticket Sales Map.....	13

### 2024 ECCLES THEATER ATTENDANCE

Eccles Theater Building Attendance.....	14-15
Eccles Theater Site Attendance.....	16-17

---

**ECCLES THEATER** 2024 Annual Operating Report

*Prepared by Salt Lake County Arts & Culture*

---





Installation: *Puddle Jumpers*, by Brooke Smart

# 2024 FINANCIAL REPORTS

*Eccles*  
GEORGE S. AND DOLORES DORÉ  
ECCLES THEATER

- Eccles Theater Building Operating Budget
- Net Operating Income to Owners
- Eccles Theater Site Operating Budget
- Arts for All Operating Budget

# ECCLES THEATER BUILDING OPERATING BUDGET

## 2024 ECCLES BUILDING OPERATING BUDGET REPORT (UNAUDITED)\* PERCENT OF YEAR ELAPSED: 100%

	2023 Actual	2024 Adopted Budget*	2024 Actual as of 12/31/2024**	2024 Actual Budget	2024 % Budget Realized
Broadway at the Eccles Profit Share	1,706,681	1,550,000	2,549,622	(999,622)	164%
LIVE! at the Eccles Profit Share	664,639	420,000	875,202	(455,202)	208%
Sponsorships & Memberships	176,450	171,000	131,860	39,140	77%
Facility & Service Ticket Fees	2,763,899	2,589,786	4,104,460	(1,514,674)	158%
Event Setup, Cleaning, Front of House & Equip Rent	77,063	215,576	137,095	78,481	64%
Local Contracts	10,435	53,094	25,706	27,388	48%
Rent, Merch and Catering	1,060,865	1,161,821	1,562,916	(401,095)	135%
Concessions	283,881	200,000	465,338	(265,338)	233%
Misc Revenue	17,450	15,000	32,476	(17,476)	217%
Interest Revenue	442,234	200,000	1,153,516	(953,516)	577%
Insurance Recoveries	-	-	15,540	(15,540)	0%
<b>Total Revenue</b>	<b>7,203,597</b>	<b>6,576,277</b>	<b>11,053,730</b>	<b>(4,477,453)</b>	<b>168%</b>
Salary, Wages & Benefits	2,531,909	3,217,917	3,067,512	150,405	95%
Building Maintenance, Cleaning & Operations	686,144	865,347	697,848	167,499	81%
Subscriptions, Memberships & Training	9,239	15,180	9,711	5,469	64%
Printing & Advertising	60,592	167,261	144,648	22,613	86%
Supplies, Software & Equipment Purchase	91,029	224,302	143,788	80,514	64%
Credit Card Processing Fees	387,329	377,801	659,156	(281,355)	174%
Equipment & Software Maintenance	3,896	17,700	2,143	15,557	12%
Transportation Expenses	17,239	15,019	11,509	3,510	77%
Utilities	381,531	376,729	338,769	37,960	90%
Professional Services & Contract Labor	16,827	59,080	18,530	40,550	31%
Centralized Service	451,302	512,222	512,222	-	100%
Insurance	3,060	2,920	3,819	(899)	131%
Intrafund Charges	3,933	2,325	12,487	(10,162)	537%
Equipment Replacement Funds	104,601	150,000	134,845	15,155	90%
Capital Asset Purchases from Operations	26,700	115,000	111,977	3,023	97%
Depreciation	-	-	225	(225)	0%
<b>Total Expenses</b>	<b>4,775,329</b>	<b>6,118,803</b>	<b>5,869,188</b>	<b>249,615</b>	<b>96%</b>
<b>Revenue Less Expense</b>	<b>2,428,268</b>	<b>457,474</b>	<b>5,184,542</b>	<b>(4,727,068)</b>	<b>1133%</b>

Run date: 3/5/2025

\* Operating Results do not include capital contribution revenue for transfer of building assets, depreciation, expense, or long-term payroll expense.

\*\* Financial information is presented on a budget year basis and includes revenues & expenses paid, accrued, or encumbered against the applicable budget year but does not reflect expenses paid against prior year encumbrances.

## NET OPERATING INCOME TO OWNERS

### 2024 UTAH PERFORMING ARTS CENTER AGENCY NET OPERATING INCOME DISTRIBUTION TO OWNERS (UNAUDITED)

	2023 Actual	2024 Actuals as of 12/31/24
Net Operating Results	2,417,833	5,184,542
Reserve Unused Donor/Sponsor Fulfillment Funds	(10,435)	17,589
Expenses Paid from Prior Year Encumbrance	(125,349)	-
Reserve Change In Outstanding Encumbrance	(88,252)	-
Release Prior Year Outstanding Encumbrance		40,118
Adjustment for prior year remaining balance	180	-
Operating Reserve	-	-
Transfer in	-	-
Capital Reserve	(1,000,000)	(1,000,000)
<b>Total Available to Distribute</b>	<b>1,193,977</b>	<b>4,242,249</b>
I. County	600,000	600,000
II. City/CRD	350,000	350,000
III. Next 1 Million:		
City/CRD 50%	121,989	500,000
County 50%	121,989	500,000
IV. Remaining Funds:		
City/CDA 75%		1,719,187
County 25%		573,062
<b>Total Distributed</b>	<b>1,193,977</b>	<b>4,242,249</b>
Total County Distribution	<b>721,989</b>	<b>1,673,062</b>
Total City/RDA Distribution	<b>471,989</b>	<b>2,569,187</b>

Run date: 5/5/2025

Operating Results do not include capital contribution revenue for transfer of building assets, depreciation expense, or long-term payroll expense.

Financial information is presented on a budget year basis and includes revenues & expenses paid, accrued, or encumbered against the applicable budget year but does not reflect expenses paid.

ECCLES THEATER SITE OPERATING BUDGET

2024 ECCLES SITE OPERATING BUDGET REPORT					
PERCENT OF YEAR ELAPSED: 100%					
	2023 Actual	2024 Adopted Budget*	2024 Actual as of 12/31/2024**	2024 Budget Actual	2024 % Budget Realized
Sponsorships & Memberships	-	5,000	24,950	-19,950	500%
Facility & Service Ticket Fees	18,250	26,975	21,208	5,767	79%
Cleaning, Front of House & Equip Rental	29,681	38,865	32,061	6,804	82%
Local Contracts	28,057	13,500	18,726	-5,226	140%
Rent, Merch and Catering	44,896	80,266	52,602	27,664	66%
Concessions	2,668	2,000	8,266	-6,266	410%
Misc Revenue	-	-	50	-50	0%
Intrafund Revenue	-	15,000	15,000	-	100%
Total Revenue	123,552	181,606	172,864	8,742	95%
Salary and Wages	254,000	332,640	323,320	9,320	97%
Building Maintenance & Operations	24,650	38,985	27,635	11,350	71%
Subscriptions, Memberships & Training	30	-	22	-22	0%
Printing & Advertising	23,854	51,500	67,232	-15,732	130%
Supplies & Equipment Purchase	2,367	7,097	4,935	2,162	70%
Credit Card Processing Fees	1,827	2,000	1,978	22	99%
Equipment Maintenance	-	2,500	-	2,500	0%
Utilities	110,898	92,730	96,773	-4,043	100%
Centralized Service	106,455	112,365	112,365	-	100%
Insurance	1,020	973	1,273	-300	130%
Equipment Replacement Funds	42,040	50,000	45,068	4,932	90%
Total Expenses	567,142	690,790	680,601	10,189	99%
Revenue Less Expense	-443,590.61	-509,184	-507,737	-1,447	100%

Run date: 3/5/2025

\*\*Financial information is presented on a budget year basis and includes revenues & expenses paid, accrued, or encumbered against the applicable budget year but does not reflect expenses paid against prior year encumbrances.



2024 ARTS FOR ALL OPERATING BUDGET REPORT					
PERCENT OF YEAR ELAPSED: 100%					
	2023 Actual	2024 Adopted Budget	2024 Actual as of 12/31/2024**	2024 Budget Actual	2024 % Budget Realized
Arts for All Fee	171,014	165,000	229,006	-64,006	139%
Total Revenue	171,014	165,000	229,006	-64,006	139%
Salary and Wages	27,988	88,974	70,718	18,256	79%
Subscriptions, Memberships & Training	-	2,000	-	2,000	0%
Printing & Advertising	1,865	3,000	395	2,605	13%
Supplies & Equipment Purchase	14	1,600	209	1,391	13%
Utilities	264	-	532	-532	0%
Arts for All Expense	107,225	100,000	111,087	-11,087	111%
Community Engagement Activation		15,000	15,000	-	100%
Total Expenses	137,356	210,574	197,940	12,634	94%
Revenue Less Expense	33,658	-45,574	31,066	-76,640	-68%
Arts for All Fund Balance as of 12/31/2024	554,074				

Run date: 3/5/2025

\*\* Financial information is presented on a budget year basis and includes revenues & expenses paid, accrued, or encumbered against the applicable budget year but does not reflect expenses paid against prior year encumbrances.

\*\* Financial information is presented on a budget year basis



Ambar Lucid performing at Voces En Bloom - September 22, 2024

# 2024 ANNUAL ACTIVITY



- Eccles Theater Building Annual Activity Report
- Eccles Theater Site Annual Activity Report

# ECCLES THEATER BUILDING ANNUAL ACTIVITY REPORT

2024 ANNUAL BUILDING ACTIVITY REPORT						
		1st Quarter	2nd Quarter	3rd Quarter	4th Quarter	Bookings for Calendar Year
DELTA HALL						
Performances						
	Co-promoter: Broadway	24	26	48	24	122
	Co-promoter: Popular/Other	18	17	8	45	88
	Commercial	3	2	0	0	5
	Not-for-profit	8	3	0	2	13
	Subtotal	53	48	56	71	228
Non-Performance Use						
	Co-promoter: Broadway	5	3	9	7	24
	Co-promoter: Popular/Other	1	0	2	5	8
	Commercial	2	0	0	0	2
	Not-for-profit	0	6	0	2	8
	Subtotal	8	9	11	14	42
Total Activities		61	57	67	85	270
REHEARSAL ROOM						
	Co-promoter: Popular/Other	9	4	9	3	25
	Commercial	13	12	4	10	39
	Not-for-profit	6	3	0	3	12
	Resident	0	1	0	0	1
	Subtotal	28	20	13	16	77
Total Activities		28	20	13	16	77
MILLER LOUNGE						
	Commercial	23	23	34	19	99
	Not-for-profit	0	1	2	1	4
	Subtotal	23	24	36	20	103
Total Activities		23	24	36	20	103

Report Date: 2/14/2025

Written Justification for scheduling a required event at another SL County Arts & Culture venue: Steve Trevino - Good Life Tour 2/4/24 at Capitol Theatre. Reason: Johnny Cash - The Official Concert Experience at Eccles Theater. Thunder Odyssey 2024 Tour 9/27/24 at Capitol Theatre. Reason: Joseph and the Amazing Technicolor Dreamcoat in Concert at Eccles Theater. God is a Scottish Drag Queen Christmas Special 12/12-13/24 at Jeanne Wagner Theatre. Reason: Kimberly Akimbo at Eccles Theater.



# ECCLES THEATER SITE ANNUAL ACTIVITY REPORT

2024 ANNUAL SITE ACTIVITY REPORT						
		1st Quarter	2nd Quarter	3rd Quarter	4th Quarter	Bookings for Calendar Year
REGENT STREET BLACK BOX						
Performances						
	Commercial	0	5	0	2	7
	Not-for-profit	2	0	0	11	13
	Resident	5	16	25	14	60
	Subtotal	7	21	25	27	80
Non-Performance Use						
	Co-promoter: Broadway	1	0	0	0	1
	Co-promoter: Popular/Other	1	1	0	6	8
	Commercial	1	3	0	4	8
	Not-for-profit	1	5	0	8	14
	Resident	20	9	39	12	80
	Subtotal	24	18	39	30	111
Total Activities		31	39	64	57	191
MCCARTHEY PLAZA						
	Not-for-profit	0	3	1	0	4
	Subtotal	0	3	1	0	4
Total Activities		0	3	1	0	4

2024 ANNUAL SITE ACTIVITY REPORT						
		1st Quarter	2nd Quarter	3rd Quarter	4th Quarter	Bookings for Calendar Year
GRAND LOBBY						
	Commercial	2	1	0	0	3
	Not-for-profit	2	3	11	1	17
	Subtotal	4	4	11	1	20
Total Activities		4	4	11	1	20
NORTH LOBBY						
	Co-promoter: Popular/Other	0	1	0	0	1
	Commercial	0	1	0	0	1
	Not-for-profit	0	1	0	1	2
	Subtotal	0	3	0	1	4
Total Activities		0	3	0	1	4
TANNER LOUNGE						
	Commercial	0	4	3	0	7
	Not-for-profit	1	3	0	3	7
	Subtotal	1	7	3	3	14
Total Activities		1	7	3	3	14

Report Date: 2/14/2025



# 2024 ECCLES THEATER TICKETING

Peter Frampton - April 9, 2024

Photo credit: MagicSpace Entertainment/John Ballard

*Eccles*  
GEORGE S. AND DOLORES DORÉ  
ECCLES THEATER

- Broadway Tickets Issued
- Popular Event Tickets Issued
- "Other" Event Tickets Issued
- Utah Ticket Sales by County
- Map of Utah Ticket Sales by County
- National Ticket Sales by Region
- National Ticket Sales Map

2024 BROADWAY PERFORMANCES TOTAL TICKETS ISSUED			
Performance	Ticketed	Capacity	% Occupancy
SIX	37,559	39,948	94.02%
MJ the Musical	19,672	19,704	99.84%
Pretty Woman	17,895	19,704	90.82%
Come From Away	11,829	12,485	94.75%
Annie	9,254	12,315	75.14%
Girl From the North Country	16,921	19,976	84.71%
Hamilton	88,315	98,520	89.64%
Mrs. Doubtfire	17,723	19,704	89.95%
Funny Girl	17,673	19,704	89.69%
Peter Pan	18,369	19,704	93.22%
Kimberly Akimbo	16,870	19,704	85.62%
TOTAL	272,080	301,468	90.25%

Report Date: 1/21/25



POPULAR EVENT TICKETS ISSUED

2024 LIVE PERFORMANCES TOTAL TICKETS ISSUED			
Performance	Ticketed	Capacity	% Occupancy
Bluey's Big Play	9,422	12,505	75.35%
Black Violin	1,204	2,501	48.14%
Johnny Cash	2,147	2,223	96.58%
Mark Normand	2,349	2,501	93.92%
Grace Potter	1,032	1,995	51.73%
Dancing with the Stars	4,981	5,002	99.58%
Encore	2,948	5,002	58.94%
Bored Teachers	2,471	2,501	98.80%
GENTRI King of Kings	4,564	5,002	91.24%
Los Angeles Azules	1,864	2,501	74.53%
Disney Princess	1,925	2,501	76.97%
Peter Frampton	1,733	2,501	69.29%
Dr. Neil DeGrasse Tyson	2,495	2,501	99.76%
Blippi	1,671	2,501	66.81%
Bill Maher	1,751	2,501	70.01%
Bianca Del Rio	1,610	2,501	64.37%
Adam Ant	1,553	1,995	77.84%
Joe Satriani & Steve Vai	1,930	1,995	96.74%
Derek Hough (May)	2,501	2,501	100.00%
Derek Hough (Dec)	4,993	5,002	99.82%
Ira Glass	1,638	2,501	65.49%
Ancient Aliens	1,093	1,995	54.79%
Celtic Woman	1,518	2,501	60.70%
Hasan Minhaj	1,486	2,501	59.42%
Sesame Street	1,152	1,995	57.74%
Leanne Morgan	4,959	5,002	99.14%
Reik	2,010	2,501	80.37%
Hauser	1,973	2,501	78.89%
Ben Platt	3,217	5,002	64.31%

2024 LIVE PERFORMANCES TOTAL TICKETS ISSUED			
Performance	Ticketed	Capacity	% Occupancy
Il Divo	1,809	1,995	90.68%
Alone & Together	972	1,995	48.72%
Joseph in Concert	7,427	10,004	74.24%
Croce plays Croce	1,908	1,995	95.64%
Andre 3000	1,503	2,501	60.10%
Silvestre Dangond	2,272	2,501	90.84%
Brincos Dieras	1,560	2,501	62.38%
Jim Gaffigan	14,610	15,006	97.36%
The The	1,004	1,995	50.33%
Iliza Schlesinger	3,692	4,332	85.23%
Bely y Beto	847	2,501	33.87%
AVATAR	4,454	5,002	89.04%
Postmodern Jukebox	1,420	1,995	71.18%
Jeff Arcuri	2,490	2,501	99.56%
Wild Kratts	4,729	5,002	94.54%
Joe Bonamassa	2,145	2,501	85.77%
The Black Crowes	1,558	2,501	62.30%
GENTRI Christmas	9,015	10,004	90.11%
Jenny Oaks Baker	1,650	2,501	65.97%
Kurt Bestor	4,903	6,164	79.54%
Leslie Odom Jr	1,360	1,995	68.17%
Mannheim Steamroller	6,271	7,503	83.58%
Derek Hough	4,993	5,002	99.82%
Shaw Family	2,275	2,501	90.96%
Magical Cirque Christmas	4,062	5,002	81.21%
Shrek the Musical	6,259	12,505	50.05%
Total	169,378	214,736	78.88%

Report Date: 1/21/25

DELTA HALL 2024 OTHER PERFORMANCES			
Performance	Ticketed	Capacity	% Occupancy
Soundhouse School	958	1,034	92.65%
Shen Yun	8,677	10,282	84.39%
TO LIVE - One Voice Children's Choir	2,341	3,990	58.67%
Utah High School Musical Theatre Awards	1,573	2,501	62.89%
Total Other Events	13,549	17,807	76.09%

Report Date: 1/21/25

# UTAH TICKET SALES BY COUNTY

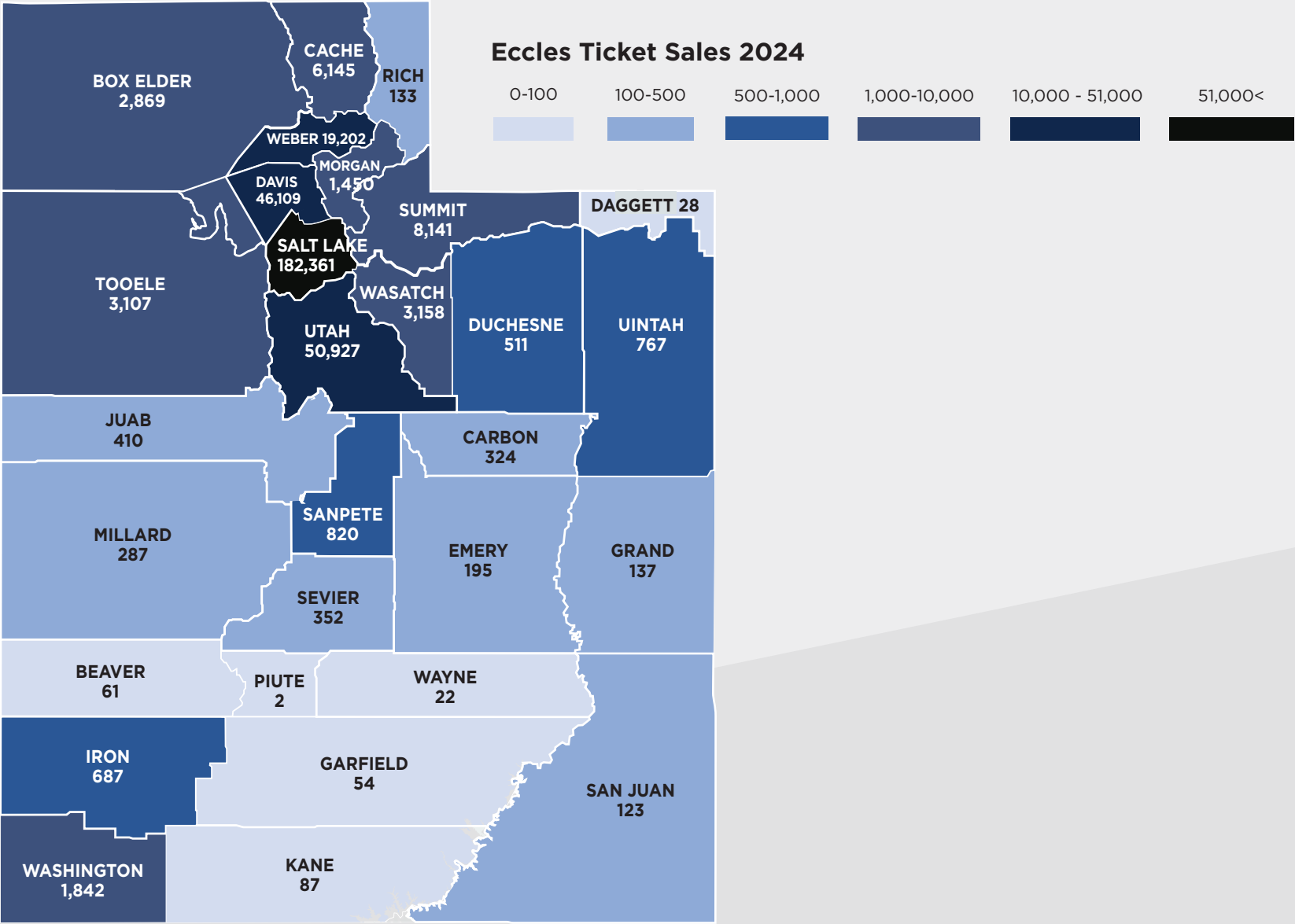
ECCLES THEATER 2024 UTAH TICKET SALES BY COUNTY				
Zone	County	Total Tickets	Total Patron Households	% of Region
Central	Carbon	324	67	13.56%
	Emery	195	32	8.16%
	Juab	410	79	17.15%
	Millard	287	51	12.01%
	Piute	2	1	0.08%
	Sanpete	820	143	34.31%
	Sevier	352	76	14.73%
	Region Total	2,390	449	0.72%
East	Daggett	28	8	1.94%
	Duchesne	511	83	35.41%
	Grand	137	38	9.49%
	Uintah	767	147	53.15%
	Region Total	1,443	276	0.44%
North	Box Elder	2,869	443	0.89%
	Cache	6,145	1,159	1.90%
	Davis	46,109	6,868	14.25%
	Morgan	1,450	177	0.45%
	Rich	133	19	0.04%
	Salt Lake	182,361	2,4961	56.35%
	Summit	8,141	1,339	2.52%
	Tooele	3,107	679	0.96%
	Utah	50,927	9,421	15.74%
	Wasatch	3,158	576	0.98%
	Weber	19,202	3,200	5.93%
	Region Total	323,602	48,842	97.97%
South	Beaver	61	8	2.12%
	Garfield	54	17	1.88%
	Iron	687	123	23.89%
	Kane	87	16	3.03%
	San Juan	123	23	4.28%
	Washington	1,842	396	64.05%
	Wayne	22	8	0.76%
	Region Total	2,876	591	0.87%
Total		330,311	50,158	

Report Date: 2/20/25

92% OF UTAH TICKET SALES are along the Wasatch Front (Salt Lake, Davis, Weber, and Utah Counties)



# MAP OF UTAH TICKET SALES BY COUNTY



# NATIONAL TICKET SALES BY REGION

ECCLES THEATER 2024 NATIONAL TICKET SALES BY REGION

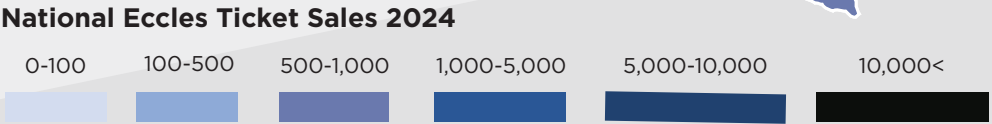
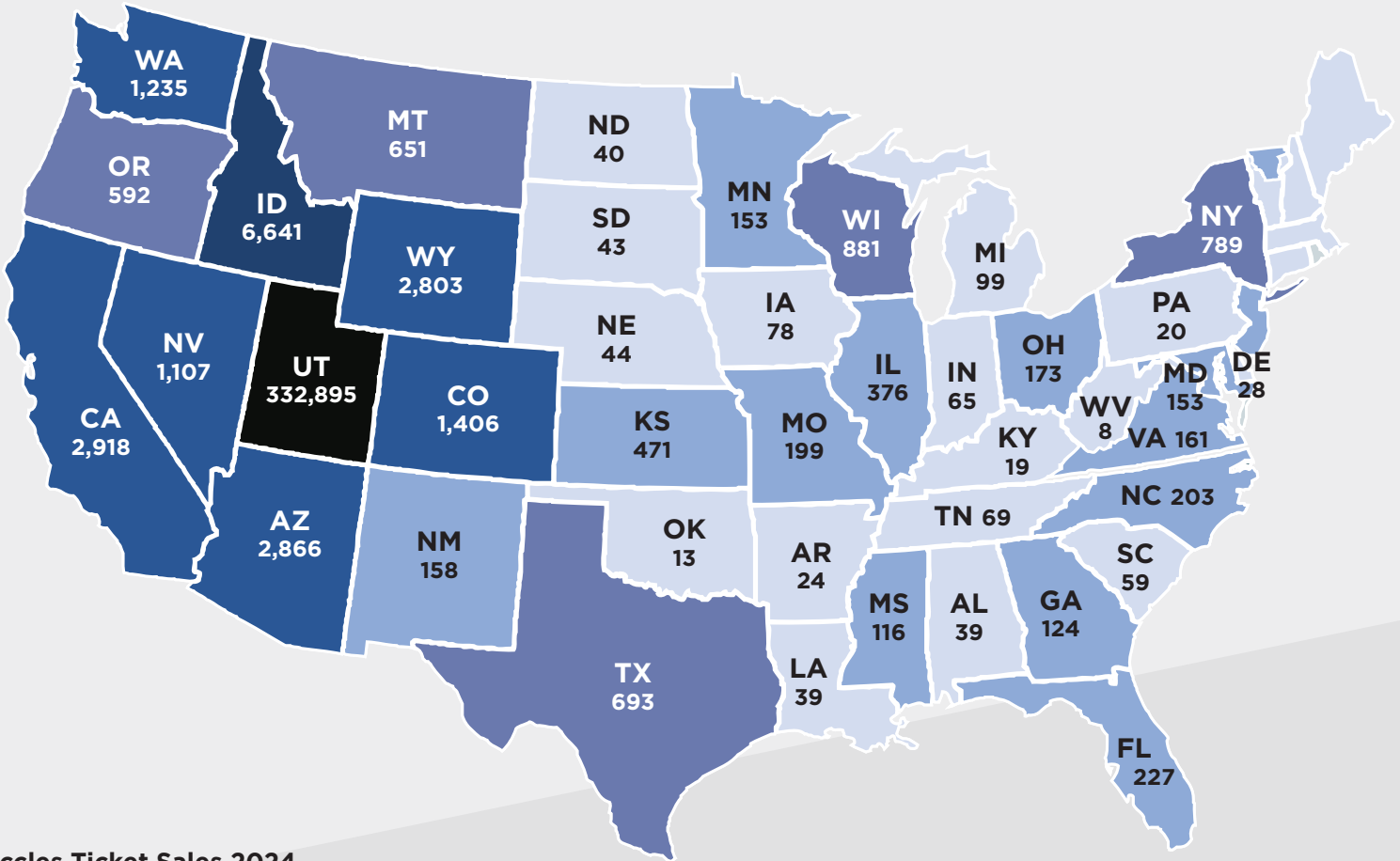
Region	State	Total Tickets	% of Region	% Total
Far West Region	CA	2,918	49.86%	0.81%
	NV	1,107	18.92%	0.31%
	OR	592	10.12%	0.16%
	WA	1,235	21.10%	0.34%
	Region Total	5,852		1.63%
Great Lakes	IL	376	46.94%	0.10%
	IN	65	8.11%	0.02%
	MI	99	12.36%	0.03%
	OH	173	21.60%	0.05%
	WI	88	10.99%	0.02%
	Region Total	801		0.22%
Mideast	DC	32	3.01%	0.01%
	DE	28	2.64%	0.01%
	MD	153	14.41%	0.04%
	NY	789	74.29%	0.22%
	PA	60	5.65%	0.02%
	Region Total	1,062		0.30%
Plains	IA	78	9.34%	0.02%
	KS	471	56.41%	0.13%
	MN	199	23.83%	0.06%
	MO	44	5.27%	0.01%
	ND	43	5.15%	0.01%
	NE	153	79.27%	0.04%
	SD	40	20.73%	0.01%
	Region Total	1,028		0.28%

ECCLES THEATER 2024 NATIONAL TICKET SALES BY REGION

Region	State	Total Tickets	% of Region	% Total
Rocky Mountain	CO	1,406	0.41%	0.39%
	ID	6,641	1.93%	1.85%
	MT	651	0.19%	0.18%
	UT	332,895	96.66%	92.77%
	WY	2,803	0.81%	0.78%
	Region Total	344,396		95.97%
Southeast	AL	39	1.97%	0.01%
	AR	24	1.21%	0.01%
	FL	1,227	61.88%	0.34%
	GA	124	6.25%	0.03%
	KY	19	0.96%	0.01%
	LA	39	1.97%	0.01%
	LA	11	0.55%	0.00%
	NC	203	10.24%	0.06%
	SC	59	2.98%	0.02%
	TN	69	3.48%	0.02%
	VA	161	8.12%	0.04%
	VA	8	0.40%	0.00%
	Region Total	1,983		0.55%
Southwest	AZ	2,866	76.84%	0.80%
	NM	158	4.24%	0.04%
	OK	13	0.35%	0.00%
	TX	693	18.58%	0.19%
	Region Total	3,730		1.04%
	Total	358,852		

Report Date: 2/20/25

NATIONAL TICKET SALES MAP







# 2024 ECCLES THEATER ATTENDANCE

Salt Lake Speaks Slam Poetry Exhibition - September 6, 2024

*Eccles*  
GEORGE S. AND DOLORES DORÉ  
ECCLES THEATER

- Eccles Theater Building Attendance
- Eccles Theater Site Attendance

ECCLES THEATER BUILDING ATTENDANCE

DELTA HALL 2024 CO-PROMOTION ATTENDANCE	Performance (# of Instances)	Attendance
	BROADWAY	
	Annie (5)	8,510
	Come From Away (5)	11,058
	Funny Girl (8)	15,507
	Girl from the North Country (8)	13,379
	Hamilton (40)	85,255
	Kimberly Akimbo (8)	13,757
	MJ The Musical (8)	18,087
	Mrs. Doubtfire (8)	15,968
	Peter Pan (8)	16,573
	Pretty Woman: The Musical (8)	15,313
	SIX The Musical (16)	32,829
	BROADWAY ATTENDANCE SUBTOTAL	246,236
	POPULAR (LIVE AT THE ECCLES)	
	A Kurt Bestor Christmas (4)	4,389
	A Magical Cirque Christmas (2)	3,811
	Adam Ant ANDMUSIC 2024 - Special Guest The English Beat (1)	1,316
	Ancient Aliens LIVE (1)	914
	Andre 3000 - New Blue Sun LIVE (1)	1,239
	Avatar - The Last Airbender In Concert (2)	4,109
	Belo y Beto (1)	765
	Ben Platt - with special guest Brandy Clark (2)	2,939
	Bianca Del Rio (1)	1,443
	Bill Maher - The WTF Tour (1)	1,616
	Black Violin (1)	1,060
	Blippi - The Wonderful World Tour (1)	1,507
	Bluey's Big Play (5)	9,046
	Bored Teachers (1)	2,296
	Brincos Dieras IRREVERENTE TOUR (1)	1,478
	Celtic Woman - 20th Anniversary Tour (1)	1,389
	Croce Plays Croce - 50th Anniversary Tour (1)	1,662
	Dancing with the Stars: Live! (2)	4,714
	Derek Hough - Dance For The Holidays (2)	4,764
	Derek Hough - Symphony of Dance (1)	2,383
	Disney Princess The Concert (1)	1,763
	Encore - A Musical Review (2)	2,804
	Evening with Ira Glass: Seven Things I've Learned (1)	1,360
	Gentri - King of Kings (2)	4,162
	Gentri Christmas (4)	8,187
	Grace Potter (1)	893

Report Date: 2/14/25

DELTA HALL 2024 CO-PROMOTION	Performance (# of Instances)	Attendance
	POPULAR (LIVE AT THE ECCLES)	
	Hasan Minhaj - Off With His Head (1)	1,381
	Hauser (1)	1,799
	Il Divo XX: 20th Anniversary (1)	1,681
	Iliza Shlesinger (2)	3,323
	Jeff Arcuri - The Full Beans Tour (1)	2,237
	Jenny Oaks Baker & Family Four - Joy to the World (1)	1,405
	Jim Gaffigan "Barely Alive Tour" (6)	13,530
	Joe Bonamassa (1)	1,884
	Joe Satriani & Steve Vai - Satch Vai US Tour (1)	1,754
	Johnny Cash - The Official Concert Experience (1)	1,916
	Joseph and the Amazing Technicolor Dreamcoat In Concert (4)	6,917
	Leanne Morgan Just Getting Started Tour (2)	4,506
	Leslie Odom, Jr. - The Christmas Tour (1)	1,302
	Los Angeles Azules (1)	1,662
	Lucinda Williams and her band & Mike Campbell & The Dirty Knobs: The Alone & Together Tour (1)	811
	Mannheim Steamroller Christmas By Chip Davis - (3)	5,778
	Mark Normand - Ya Don't Say Tour (1)	2,195
	Mat & Savanna Shaw - A Shaw Family Christmas (1)	2,013
	Neil deGrasse Tyson - The Cosmic Perspective (1)	2,287
	Peter Frampton (1)	1,587
	REIK - Panorama 2024 US Tour (1)	1,855
	Scott Bradlee's Postmodern Jukebox The '10' Tour (1)	1,304
	Sesame Street Live! Say Hello! (1)	1,034
	Shrek The Musical (5)	5,881
	Silvestre Dangond (1)	2,048
	The Black Crowes - Happiness Bastards Tour (1)	1,404
	The The - Ensouled World Tour (1)	847
	Wild Kratts LIVE 2.0 - Activate Creature Power! (2)	4,429
	POPULAR ATTENDANCE SUBTOTAL	150,779
	DELTA HALL CO-PROMOTION ATTENDANCE TOTAL	397,015

DELTA HALL 2024	Performance (# of Instances)	Attendance
	COMMERCIAL	
	DMBA Spring Conference (2)	204
	Vivint Home Opener Conference (3)	3,411
	COMMERCIAL ATTENDANCE TOTAL	3,615
	NON-PROFIT	
	Shen Yun 2024 (7)	8,187
	Sound Support Foundation Scholarship Concert (1)	811
	Stand Up & Start Up Salt Lake City Business Shower (1)	1,752
	TO LIVE - One Voice Children's Choir in Concert (3)	2,184
	Utah High School Musical Theatre Awards (1)	1,229
	Allies Gala (1)	1,173
	NON-PROFIT ATTENDANCE TOTAL	15,336
	DELTA HALL ATTENDANCE TOTAL	415,966

# ECCLES THEATER BUILDING ATTENDANCE

MILLER LOUNGE	Performance (# of Instances)	Attendance
	COMMERCIAL	
	Grandeur Peak Global Advisors LLC (1)	41
	Legacy Donor / Box Seat Sponsor Fulfillment (98)	1,166
	COMMERCIAL ATTENDANCE TOTAL	1,207
	NON-PROFIT	
	Utah High School Musical Theatre Awards (1)	143
	Allies Gala (1)	110
REHEARSAL ROOM	NON-PROFIT ATTENDANCE TOTAL	253
	MILLER LOUNGE ATTENDANCE TOTAL	1,460
	Performance (# of Instances)	Attendance
	COMMERCIAL	
	DMBA Spring Conference (1)	45
	COMMERCIAL ATTENDANCE TOTAL	45
	CO-PROMOTION	
	Ancient Aliens Live (1)	75
	Ben Platt - with special guest Brandy Clark (2)	69
	Bianca Del Rio (1)	100
	Bluey's Big Play (5)	425
	Celtic Woman - 20th Anniversary Tour (1)	15
	Dancing with the Stars: Live! (2)	196
	Gentri - King of Kings (2)	131
	Il Divo XX: 20th Anniversary (1)	45
	Jenny Oaks Baker & Family Four - Joy to the World (1)	48
	Mark Normand - Ya Don't Say Tour (1)	85
	Mat & Savanna Shaw - A Shaw Family Christmas (1)	40
	REIK - Panorama 2024 US Tour (1)	19
	CO-PROMOTION ATTENDANCE TOTAL	1,248
	NON-PROFIT	
	Utah High School Musical Theatre Awards (1)	75
	NON-PROFIT ATTENDANCE TOTAL	75
	REHEARSAL ROOM ATTENDANCE TOTAL	1,368

Report Date: 2/14/25



DELTA HALL  
TOTAL ATTENDANCE  
415,966 | 2024

2023 Delta Hall Attendance 300,166  
2022 Delta Hall Attendance: 363,688

TOTAL BUILDING  
ATTENDANCE  
418,794 | 2024

2023 Building Attendance: 300,673  
2022 Building Attendance: 363,501

ECCLES THEATER SITE ATTENDANCE

REGENT STREET BLACK BOX	Performance (# of Instances)	Attendance
	COMMERCIAL	
	DMBA Spring Conference (1)	45
	As within, so without (2)	103
	How to want to go (2)	122
	Summer Solo Night (1)	61
	Tetrad (2)	99
	TOTAL COMMERCIAL ATTENDANCE	430
	CO-PROMOTION: BROADWAY	
	BAA Masterclass (2)	17
	CO-PROMOTION: POPULAR (LIVE AT THE ECCLES)	
	Derek Hough - Symphony of Dance (1)	70
	Gentri Christmas (4)	519
	TOTAL CO-PROMOTION ATTENDANCE	606
	NON-PROFIT	
	4/20/99: A Story of Columbine (10)	319
	7th Annual Flamenco Fiesta (1)	160
	Why are the women weeping? (1)	104
	Stand Up & Start Up Salt Lake City Business Shower (1)	200
	A little Jazz for your Valentine (1)	118
	Utah High School Musical Theatre Awards (1)	380
	TOTAL NON-PROFIT ATTENDANCE	1,281

REGENT STREET BLACK BOX	RESIDENT	
	(Circle Dreams Around) The Terrible Terrible Past (4)	201
	Salomé (2)	69
	Shakespeare Workshop (3)	11
	The Glee Project (1)	127
	The Seagull (11)	502
	Andrew York (1)	160
	Gohar Vardanyan (1)	142
	Grisha Goryachev (1)	165
	Laura Mazon (1)	135
	Craven (5)	236
	Dog Sees God (2)	58
	Folk Tales and Aliens (1)	7
	JQA (John Quincy Adams) (4)	218
	Les Miserables (12)	1,559
	On Golden Pond (4)	141
	Page-To-Stage Festival 2024: Freaks of the Cosmic Circus (4)	64
	Page-To-Stage Festival 2024: Freaks of the Cosmic Circus (4)	37
	This Bird of Dawning: The Nativity (3)	167
	TOTAL RESIDENT ATTENDANCE	4,021
	REGENT STREET BLACK BOX ATTENDANCE TOTAL	6,338

Report Date: 2/14/25



# ECCLES THEATER SITE ATTENDANCE

OTHER SITE SPACES	Performance (# of Instances)	Attendance
	GRAND LOBBY	
	NON-PROFIT	
	Olympic Bit Team and IOC Forum (1)	79
	Salt Lake Speaks SLAM Poetry Exhibition (1)	212
	Salt Lake Speaks: Heart and Sol (1)	421
	State of the City (1)	409
	The Blocks - Steppin' On Main (8)	2,148
	Stand Up & Start Up Salt Lake City Business Shower (1)	1,552
	Main Street: A Fashion and Music Experience (1)	1,202
	GRAND LOBBY ATTENDANCE TOTAL	6,023
	MCCARTHEY PLAZA	
	NON-PROFIT	
	Salt Lake Beats (1)	725
	Voces en Bloom (1)	571
	Busker Fest (2)	3,000
	MCCARTHEY PLAZA ATTENDANCE TOTAL	4,296
	NORTH LOBBY	
	COMMERCIAL	
	DMBA Spring Conference (1)	45
	CO-PROMOTION	
	Evening with Ira Glass: Seven Things I've Learned (1)	130
	NON-PROFIT	
	Stand Up & Start Up Salt Lake City Business Shower (1)	500
	Utah High School Musical Theatre Awards (1)	196
	NORTH LOBBY ATTENDANCE TOTAL	871

OTHER SITE SPACES	Performance (# of Instances)	Attendance
	TANNER LOUNGE & BALCONY	
	COMMERCIAL	
	DMBA Spring Conference (2)	45
	O.C. Tanner Meeting (2)	10
	Refnish Distributors Alliance (1)	88
	Granduer Peal Global Advisors LLC (1)	49
	CO-PROMOTION: POPULAR (LIVE AT THE ECCLES)	
	Live at the Eccles - Production Review of 2024 Shows (1)	16
	CSC and LIVE! Production/Show Team Meeting (1)	14
	NON-PROFIT	
	Executive Planning Meeting (1)	10
	HCD Board and MEC Board Christmas Party (1)	49
	TO LIVE - One Voice Children's Choir in Concert (2)	200
	Utah High School Musical Theatre Awards (1)	52
	Allies Gala (1)	120
	TANNER LOUNGE & BALCONY ATTENDANCE TOTAL	653
	OTHER SITE SPACES ATTENDANCE TOTAL	11,853

Report Date: 2/14/25

TOTAL SITE  
ATTENDANCE  
18,181|2024

2023 Site Attendance: 13,614

2022 Site Attendance: 11,564